

# CLASS OF 2024

**Important Dates, Graduation Week, Graduation Ceremony, Dress Code Requirements, Cap Decoration Rules**

# GRADUATION

- **GRADUATION: Monday 5/20 at 6:00pm**
- **Location: OCSA/ OPAC**
- **Graduates will need to be there by 4:30pm** dressed in their cap & gowns on (Cap Design must have prior approval! **NO CELLPHONES!**)
- **You need to bring your Honor cords, medals, and stoles. NO HOMEMADE STOLES ARE PERMITTED** per district policy). Know your assigned seat number based on your art major and do not change seats.
- **Seating is first come/ first serve. Security measures. Doors open 1 hour before start of ceremony.**

# REQUIREMENTS FOR DRESS CODE

- A dress of ANY color, cannot be longer than the gown sleeve, gown length, and neck of gown (suggestions: scooped neck, round neck, spaghetti strap type of gown) or blouse and long black pants.
- Any color dress shirt (long or short sleeved), any colored tie or bowtie, navy or black dress pants **(NO JEANS)**
- **Flat Shoes are recommended (NO tennis or athletic shoes);** A heel higher than 2 inches is NOT RECOMMENDED
- Due to graduation caps being fitted, a suggestion for hair is to be smoothed out to fit properly.

# REQUIREMENTS FOR STOLES AND CORDS

- **Only approved Stoles and Cords are ALLOWED.**
- The following organizations are the ONLY ones eligible for stoles & cords for the Class of 2024.
- Stoles: DE/ VCC, AVID, Class officers(specific scenarios)
- Cords: Top 20, Science Olympiad, Thespian Honor Society, LIA, BSA, Mu Alpha Theta Math Honor Society, Spanish Honor Society, Tri-M Music Honor Society, Top 100 Admission, Odyssey of the Mind, Military Enlistments (contract sent to College & Career Counselor)
- Any other organizations cannot use cords or stoles. If you have a question, then have your sponsor speak with Mr. Neal

# REQUIREMENTS FOR DECORATING YOUR GRADUATION CAP

- The cap decoration CAN ONLY BE 2-D (flat to the cap top).
- Can only use fabric paint.
- No lights or garlands.
- School appropriate, language.
- Must be approved by first submitting the design through Forms by 5/13 and then you must bring finished cap to Mrs. Smith by May 17.
- Forms link is <https://forms.office.com/r/t2KHDLuxnM>
- Please see the following slides as to what is considered Appropriate as well as Non-Appropriate.

# APPROPRIATE TYPES OF CAP DECORATIONS



# APPROPRIATE TYPES OF CAP DECORATIONS

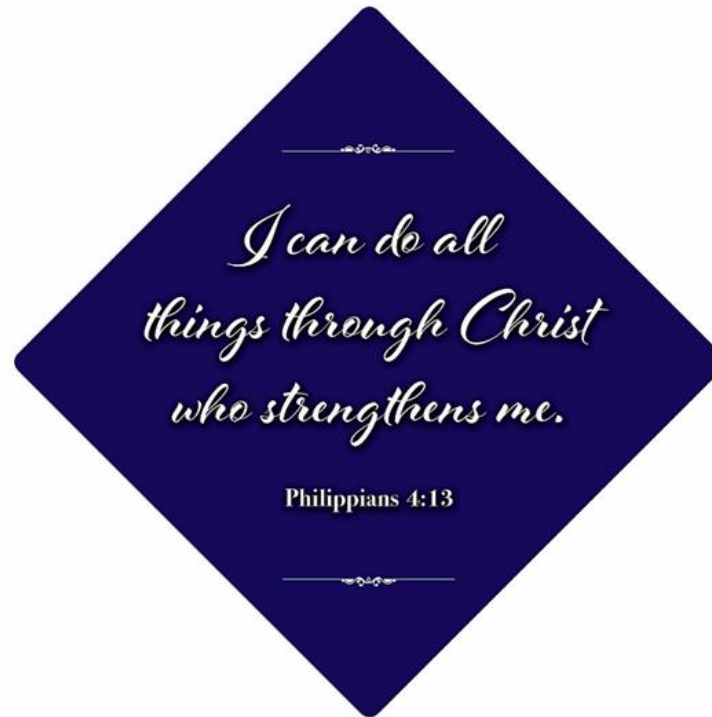


# APPROPRIATE TYPES OF CAP DECORATIONS






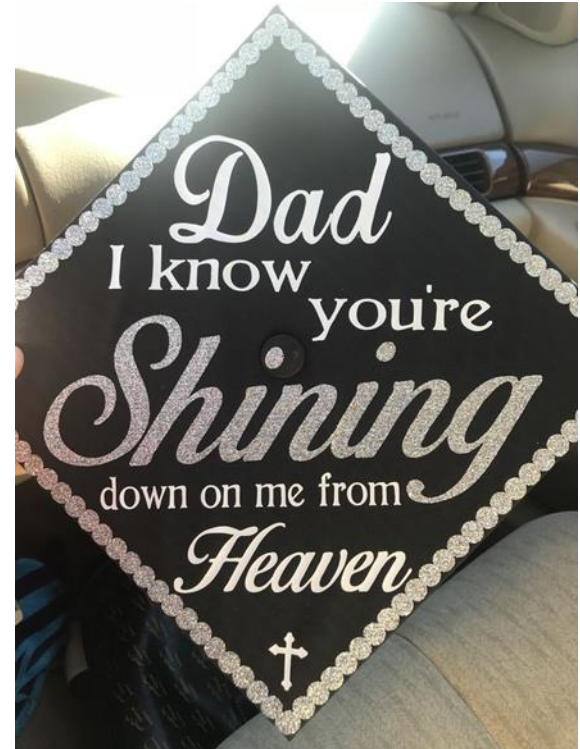
# APPROPRIATE TYPES OF CAP DECORATIONS



# APPROPRIATE TYPES OF CAP DECORATIONS



# APPROPRIATE TYPES OF CAP DECORATIONS



# NON-APPROPRIATE TYPES OF CAP DECORATIONS



Needs to be flat to the cap not 3-D



No lights or added bow

# NON-APPROPRIATE TYPES OF CAP DECORATIONS



Flowers need to be painted so that it is FLAT as well as inappropriate message



Flowers need to be painted

# NON-APPROPRIATE TYPES OF CAP DECORATIONS



Needs to be 2-D (flat)



Needs to be 2-D (flat)

# NON-APPROPRIATE TYPES OF CAP DECORATIONS



Inappropriate message

**Inappropriate messages or statements that would offend another person's identity or personal beliefs. Your graduation cap is a reflection of your past or your future. You will not be permitted to wear a design if it does not follow the district dress code.**