

# 2020-2021 Tentative Budget July 28, 2020



**SCHOOL BOARD MEMBERS**

**KELVIN SOTO  
BOARD CHAIR**

**TIM WEISHEYER  
VICE CHAIR**

**TERRY CASTILLO**

**CLARENCE THACKER**

**RICKY BOOTH**

**DR. DEBRA P. PACE  
SUPERINTENDENT**

**SARAH E. GRABER, CPA, CGFO  
CHIEF FINANCE OFFICER**

**JOSE GONZALEZ  
DIRECTOR OF BUDGET**

**OUR MISSION: INSPIRING ALL LEARNERS TO REACH THEIR  
HIGHEST POTENTIAL AS RESPONSIBLE, PRODUCTIVE CITIZENS.**

# Every Child, Every Chance, Every Day!



We are living in unprecedented times, but one thing remains constant in the Osceola School District—we are committed to providing the best education for every child, every chance, every day.

Driving our success throughout the district is our Strategic Plan, which is comprised of five goals—Academic Success, Talent Management, Fiscal Responsibility, Community Engagement and Governance, and School Safety and Security. These goals serve as the foundation for our comprehensive vision for the next three years. The Osceola School Board, my leadership team, and countless individuals have contributed to this plan, and it is our entire group of dedicated educators and staff who carry these goals out on a daily basis.

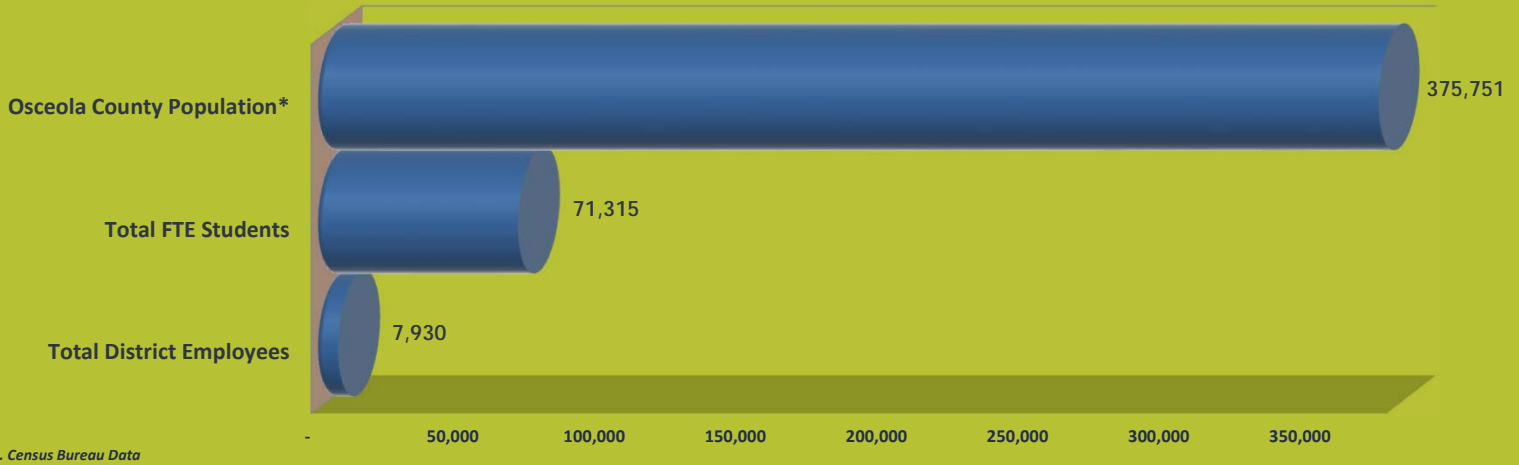
While back-to-school will look different this year than any other before, we are confident that we will be able to keep everyone safe, healthy, and learning as the new school year begins. As a result of the COVID-19 pandemic, families have the option to have their students return for face-to-face instruction, continue instruction from home through digital learning, or enroll in Osceola Virtual School.

In addition to ensuring a safe return to learning for our students, I am proud that two comprehensive renovations have reached completion and will be ready to welcome students and staff in August—Denn John Middle and St. Cloud Middle. At Poinciana High, we are in the construction phase of our new Poinciana Business Academy where students will have yet another option for a targeted career pathway in the Osceola School District.

It is our privilege to serve your family as we pursue educational excellence in Osceola County. The Osceola School Board and I are grateful for your support, and we look forward to our continued partnership this coming year. It is my commitment to continue to work tirelessly to make our schools places where your child wants to come each and every day to challenge themselves, to grow, and to reach all that they can achieve as learners.

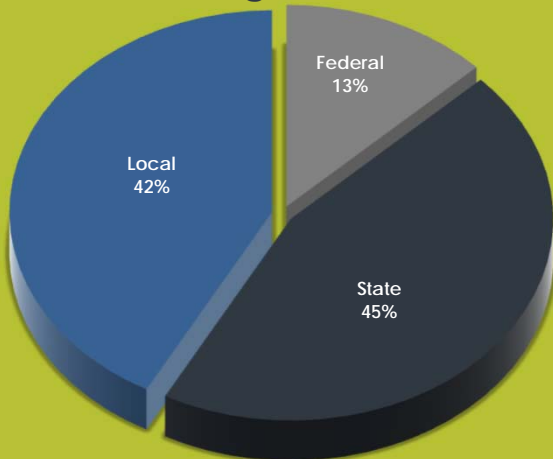
  
Dr. Debra Pace, Superintendent

# District Overview



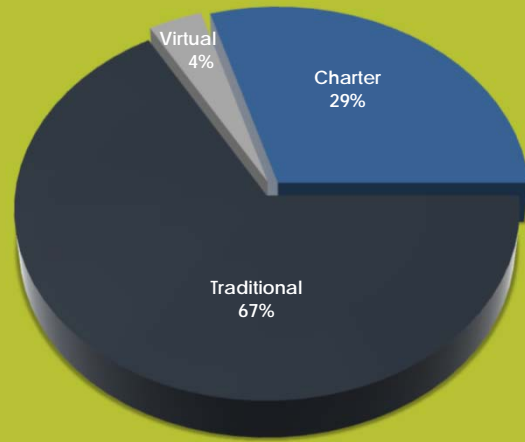
\*U.S. Census Bureau Data

## Funding Sources



■ Federal ■ State ■ Local

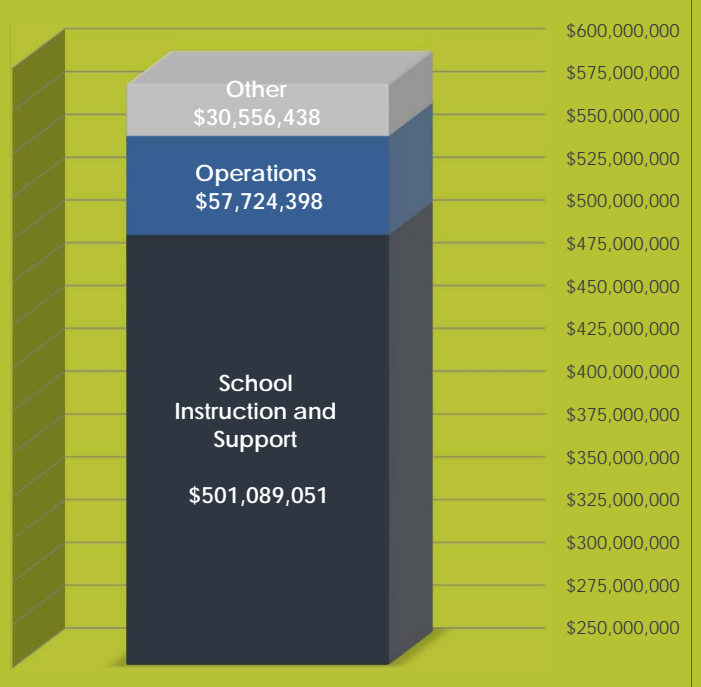
## Schools by Type



■ Traditional ■ Virtual ■ Charter

## Operating Budget by Category

<b>SCHOOL INSTRUCTION AND SUPPORT</b>	<b>\$ 501,089,051</b>
Instruction	390,396,308
Pupil Personnel Services	28,316,741
Instructional Media Services	5,404,030
Instructional and Curriculum Development Svcs	15,060,040
Instructional Staff Training Services	7,099,838
Instruction Related Technology	4,901,842
School Administration	25,226,172
Pupil Transportation Services	24,684,080
<b>OPERATIONS</b>	<b>\$ 57,724,398</b>
Facilities Acquisition and Construction	5,633,211
Food Services	218,686
Operation of Plant	40,485,703
Maintenance of Plant	11,386,798
<b>OTHER</b>	<b>\$ 30,556,438</b>
School Board	1,499,363
General Administration	1,866,190
Fiscal Services	2,408,783
Central Services	9,172,759
Administrative Technology Services	6,426,201
Community Services	9,183,142
Debt Service	-



# Table of Contents

## **INTRODUCTION**

Budget Timeline	I-2
Budget Conventions	I-3
FTE—Historical and Projected	I-6
Initial FTE Projections by School	I-7
Certification of Taxable Value (DR-420S)	I-9
Tax Millage & Levy—Historical and Projected	I-11
FEFP Funding Comparison	I-12
Funding per FTE—Historical and Projected	I-13
Funding per FTE—Statewide Comparison	I-14
FEFP Components	I-15
Policy for Expenditure of Lottery Funds	I-21
Budget Summary—All Funds	I-22

## **RESOLUTIONS**

Resolution Adopting Tentative Millage Rates	R-2
Resolution Adopting Tentative Budget	R-3

## **ADVERTISEMENTS**

Notice of Proposed Tax Increase	A-2
Budget Summary Ad	A-3
Notice of Tax for School Capital Outlay	A-4

## **I - GENERAL FUND**

General Fund Narrative	1-2
Long Range Forecast	1-3
General Fund Budget Summary	1-4
Estimated Revenues and Beginning Fund Balance	1-5
Estimated Revenue Detail	1-6
Appropriations and Ending Fund Balance	1-7
Supplemental Academic Instruction Allocation	1-8
Reading Allocation	1-9
Safe Schools Allocation	1-10
Mental Health Allocation	1-12
Line Item Budget Allocations	1-13

## **II - DEBT SERVICE FUND**

Debt Service Fund Narrative	2-2
Estimated Revenues and Beginning Fund Balance	2-3
Appropriations and Ending Fund Balance	2-4
Estimated Revenues and Appropriation by Fund	2-5
Future Debt Service Payments	2-7
Debt Capacity Analysis	2-9

## **III - CAPITAL PROJECTS FUND**

Capital Projects Fund Narrative	3-2
Proposed Five Year Capital Plan	3-3

# Table of Contents

Estimated Revenues and Beginning Fund Balance	3-6
Appropriations and Ending Fund Balance	3-7
Estimated Revenues and Beginning Fund Balance by Fund	3-8
Appropriations and Ending Fund Balance by Fund	3-10
Safety and Security Projects—Carryover	3-12
Safety and Security Projects—New	3-13
Technology Infrastructure Projects—Carryover	3-14
Technology Infrastructure Projects—New	3-15
Cyclical Capital Projects—Carryover	3-16
Cyclical Capital Projects—New	3-18
Deferred Maintenance, Sales Tax Projects—Carryover	3-19
Deferred Maintenance, Sales Tax Projects—New	3-21

## **IV - SPECIAL REVENUE FUND**

Special Revenue Fund Narrative	4-2
<b>Combined Special Revenue Funds</b>	
Estimated Revenues and Beginning Fund Balance Summary	4-3
Appropriations and Ending Fund Balance Summary	4-4
<b>Special Revenue Fund - Food Service</b>	
Estimated Revenues and Beginning Fund Balance Summary	4-5
Appropriations and Ending Fund Balance Summary	4-6
<b>Special Revenue Fund - Other</b>	
Estimated Revenues and Beginning Fund Balance Summary	4-7
Appropriations and Ending Fund Balance Summary	4-8
Estimated Revenues and Beginning Fund Balances by Fund	4-9
Appropriations and Ending Fund Balances by Fund	4-10
<b>Special Revenue Fund - CARES Act</b>	
Estimated Revenues and Beginning Fund Balance Summary	4-11
Appropriations and Ending Fund Balance Summary	4-12
Estimated Revenues and Beginning Fund Balances by Fund	4-13
Appropriations and Ending Fund Balances by Fund	4-14
CARES Education Stabilization Allocation	4-15
GEER Summer Recovery Allocation	4-16

## **V - INTERNAL SERVICE FUND**

Internal Service Fund Narrative	5-2
<b>Combined Internal Service Funds</b>	
Estimated Revenues and Beginning Net Assets	5-3
Appropriations and Ending Net Assets	5-4
<b>Health and Life Insurance Trust Fund</b>	
Estimated Revenues and Beginning Net Assets	5-5
Appropriations and Ending Net Assets	5-6
<b>Casualty Insurance Loss Fund</b>	
Estimated Revenues and Beginning Net Assets	5-7
Appropriations and Ending Net Assets	5-8

# Introduction

**THE SCHOOL DISTRICT OF OSCEOLA COUNTY, FLORIDA****Budget Timeline**

<b>DATE</b>	<b>DAY</b>	<b>DESCRIPTION</b>
01/14/20	Tuesday	Beginning of State Legislative Session
02/18/20	Tuesday	Board Workshop - Budget Planning
03/13/20	Friday	End of State Legislative Session
03/16/20	Monday	FEFP Conference Report Released
06/02/20	Tuesday	Board Workshop - General and Capital Funds
07/01/20	Wednesday	Property Appraiser Certifies Taxable Value
07/13/20	Monday	DOE Certifies RLE Tax Rate and Releases Second FEFP Calculation
07/14/20	Tuesday	Board Meeting - Tentative Budget Presented to Board
07/26/20	Sunday	Advertise to Adopt Tentative Budget
07/28/20	Tuesday	Public Hearing to Adopt Tentative Budget and Millage
07/31/20	Friday	Certify Tentative Millage Rate - Notify Property Appraiser
08/24/20	Monday	Deadline for Property Appraiser to Mail out Proposed Tax Notices
09/08/20	Tuesday	Public Hearing to Adopt Final Budget and Millage
09/11/20	Friday	District Summary Budget Online and Supporting Documents to DOE
09/11/20	Friday	Certify Final Millage Rate - Notify Property Appraiser, Tax Collector and Department of Revenue
10/07/20	Wednesday	Deadline to Submit TRIM Compliance Packet to Department of Revenue

# BUDGET CONVENTIONS

## **ASSIGNED FUND BALANCE:**

Unrestricted fund balance in the General Fund is assigned for the following purposes in the priority listed. Any remaining fund balance is unassigned. Items 1 and 2 are included as carryover appropriations each year.

1. Assigned for Contract Commitments – The amount needed to pay the balance of outstanding purchase orders
2. Assigned for Carryover Appropriations – The unspent balances in specific programs that carry forward due to internal policy rather than external requirements, e.g. facility use fees
3. Assigned for Projected Operating Deficit – To fund any projected operating deficit for the next year

## **NON-SALARY BUDGETS:**

Schools are allocated non-salary funds on a per student basis. These are budgeted at the school's discretion to cover non-salary operating costs of the school and may be transferred between accounts as necessary. Allowable expenses include supplies, equipment, substitutes, overtime, travel, repairs, communications and maintenance.

Departments are allocated non-salary funds on a per employee basis. These are budgeted at the department's discretion to cover non-salary operating costs of the department and may be moved between accounts as necessary. Allowable expenses include supplies, equipment, overtime, travel, and communications.

Other non-salary budgets in the General Fund are controlled by project number and restricted for designated purposes. These budgets are controlled by the Budget Department and cannot be adjusted by schools or other departments. Expenses from these budgets are reviewed to ensure reasonableness, allowability and compliance with the designated purpose. Examples of these non-salary budget appropriations are the Research-Based Reading Instruction Allocation, Instructional Materials Allocation, Supplemental Academic Instruction (SAI) funding and line items.

Non-salary budgets for grants in the Special Revenue Fund are managed by project managers within the department receiving the grant. The Special Programs Department monitors the reasonableness and allowability of expenses from these sources to ensure compliance with applicable Federal, State and Local regulations.



## **OVERTIME:**

Overtime is recorded in three different categories:

- Straight overtime for hours worked between the employee's regularly scheduled hours per week (37.5 hours for most employees, 25 hours for bus drivers and attendants) and 40 hours per week.
- Extra pay for time worked in an assignment different from the employee's normal job.
- Time and one-half overtime for hours worked over 40 hours per week.

Overtime is normally not included in salary budgets, but is paid from the non-salary allocations of schools and departments. The average salary for bus drivers and attendants, however, includes overtime and is included in the original salary budget.

## **REIMBURSEMENTS:**

Reimbursements frequently occur within the budget when salary or non-salary expenditures are originally incurred in one fund or department and are later charged to another fund or department, either directly or as an overhead cost allocation. In these cases, reimbursement accounts are normally used in the fund or department where the original charge occurred in order to maintain accounting of the original cost. Such cost reimbursements would allow the gross expenditures in a fund or department to exceed the budget by the amount of the expenditures reallocated to other funds or departments. The net expenditures in every fund or department will be covered by the appropriations approved by the Board. Reimbursements typically occur, for example, in the Transportation Department for field trips charged to schools, in the Facilities and Maintenance Departments for costs later charged to Capital Projects, and in other departments for overhead costs allocated to charter schools.

## **RESTRICTED FUND BALANCE:**

The unspent balances in federal, state, and local grant programs are restricted by external authorities for specific purposes. These are reported as restrictions of beginning fund balance and included as carryover appropriations in the current year.

## **RESTRICTED NET ASSETS:**

In the Internal Service Fund, the balance of unspent appropriations is restricted for the administration and support of the District's group health and life self-insurance and the casualty insurance programs. These amounts are reported as restricted net assets.

## **SALARY BUDGETS:**

Salary budgets include salaries, FICA/social security, retirement, and board insurance contributions for all allocated positions.

Position control is a function of the Budget Department. Therefore, position allocations and salary budgets cannot be changed by schools or other departments. There must be an allocated position for any employee to be hired and paid.

The cost per allocated position is based on the actual current salary of the employee assigned to that position. The cost of vacant positions is estimated based on the average salaries of employees currently filling similar positions. Bus driver and bus attendant salaries are budgeted at average cost, including overtime.

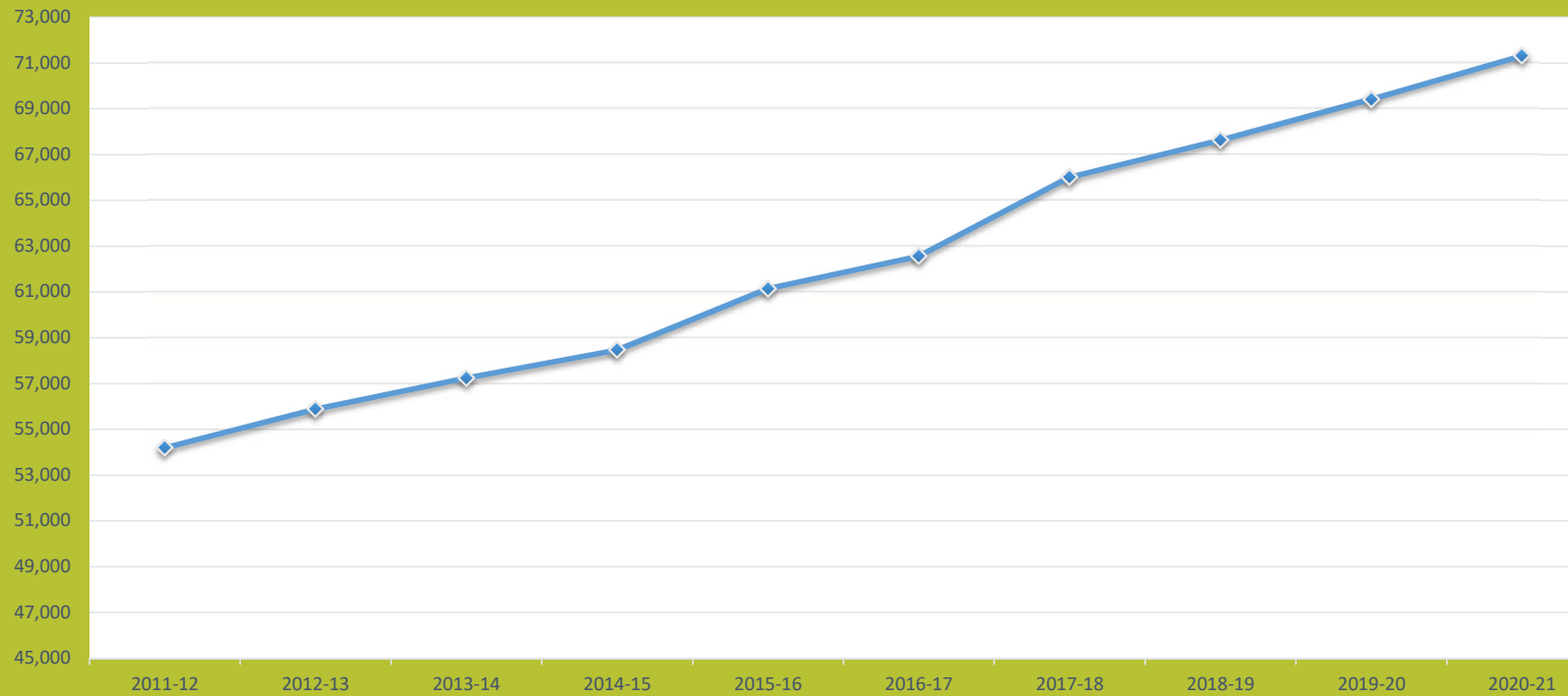
## **UNASSIGNED FUND BALANCE:**

Unassigned fund balance in the General Fund is allocated for the following purposes in the priority listed.

1. Unassigned – 6% Minimum per Board – Six percent (6%) of the total revenues and incoming transfers in the General Fund per School Board rule 7.10.
2. Unassigned Fund Balance – Any remaining fund balance not assigned, committed or restricted for other purposes.

**THE SCHOOL DISTRICT OF OSCEOLA COUNTY, FLORIDA**  
**FTE - HISTORICAL AND PROJECTED OVERVIEW - FROM 2011 TO 2021**

## *Unweighted FTE (UFTE)*



	<b>2011-12</b>	<b>2012-13</b>	<b>2013-14</b>	<b>2014-15</b>	<b>2015-16</b>	<b>2016-17</b>	<b>2017-18</b>	<b>2018-19</b>	<b>2019-20</b>	<b>2020-21</b>
Unweighted FTE (UFTE)	54,193	55,881	57,239	58,465	61,141	62,561	66,010	67,632	69,422	71,315
Percentage Change	2.46%	3.12%	2.43%	2.14%	4.58%	2.32%	5.51%	2.46%	2.65%	2.73%

**THE SCHOOL DISTRICT OF OSCEOLA COUNTY, FLORIDA**

INITIAL FTE PROJECTIONS BY SCHOOL - 2020-21

CENTER	NAME	2019-20 4TH CALC	2020-21 PROJECTION	CHANGE
0401	BOGGY CREEK ELEMENTARY SCHOOL	641.31	604.37	(36.94)
0061	CENTRAL AVENUE ELEMENTARY SCHOOL	656.68	641.71	(14.97)
0957	CHESTNUT ELEMENTARY SCHOOL FOR SCIENCE AND ENGINEERING	688.80	677.82	(10.98)
0851	CYPRESS ELEMENTARY SCHOOL	564.45	547.48	(16.97)
0831	DEERWOOD ELEMENTARY SCHOOL	531.85	520.57	(11.28)
0961	EAST LAKE ELEMENTARY SCHOOL	898.65	877.77	(20.88)
0931	FLORA RIDGE ELEMENTARY SCHOOL	1,002.85	990.56	(12.29)
0011	HARMONY COMMUNITY SCHOOL	837.52	809.25	(28.27)
0501	HICKORY TREE ELEMENTARY SCHOOL	987.24	665.84	(321.40)
0071	HIGHLANDS ELEMENTARY SCHOOL	732.70	715.26	(17.44)
0042	KISSIMMEE ELEMENTARY SCHOOL	968.34	929.46	(38.88)
0300	KOA ELEMENTARY SCHOOL	596.12	587.99	(8.13)
0801	LAKEVIEW ELEMENTARY SCHOOL	684.04	662.45	(21.59)
0271	MICHIGAN AVENUE ELEMENTARY SCHOOL	582.43	812.98	230.55
0701	MILL CREEK ELEMENTARY SCHOOL	820.32	788.93	(31.39)
0043	NARCOOSSEE ELEMENTARY SCHOOL	1,129.10	1,122.76	(6.34)
0933	NEPTUNE ELEMENTARY SCHOOL	971.21	932.48	(38.73)
0904	PARTIN SETTLEMENT ELEMENTARY SCHOOL	798.95	762.66	(36.29)
0811	PLEASANT HILL ELEMENTARY SCHOOL	732.07	832.44	100.37
0901	POINCIANA ACADEMY OF FINE ARTS	611.59	573.38	(38.21)
0301	REEDY CREEK ELEMENTARY SCHOOL	990.51	951.45	(39.06)
0111	ST. CLOUD ELEMENTARY SCHOOL	954.96	924.85	(30.11)
0958	SUNRISE ELEMENTARY SCHOOL	921.43	912.94	(8.49)
0101	THACKER AVENUE ELEMENTARY FOR INTERNATIONAL STUDIES	765.09	767.47	2.38
0321	VENTURA ELEMENTARY SCHOOL	823.13	799.62	(23.51)
<b>Subtotal Elementary Schools</b>		<b>19,891.34</b>	<b>19,412.49</b>	<b>(478.85)</b>
0091	DENN JOHN MIDDLE SCHOOL	957.36	953.49	(3.87)
0041	DISCOVERY INTERMEDIATE SCHOOL	977.67	1,007.49	29.82
0252	HARMONY MIDDLE SCHOOL	1,040.53	1,016.81	(23.72)
0341	HORIZON MIDDLE SCHOOL	1,308.97	1,420.97	112.00
0251	KISSIMMEE MIDDLE SCHOOL	1,401.51	1,507.52	106.01
0040	NARCOOSSEE MIDDLE SCHOOL	1,209.61	1,228.00	18.39
0311	NEPTUNE MIDDLE SCHOOL	1,089.49	1,075.26	(14.23)
0821	PARKWAY MIDDLE SCHOOL	909.25	888.07	(21.18)
0272	ST. CLOUD MIDDLE SCHOOL	1,222.68	1,199.87	(22.81)
<b>Subtotal Middle Schools</b>		<b>10,117.07</b>	<b>10,297.47</b>	<b>180.40</b>
0902	CELEBRATION HIGH SCHOOL	2,531.32	2,115.15	(416.17)
0601	GATEWAY HIGH SCHOOL	1,557.59	1,498.28	(59.31)
0922	HARMONY HIGH SCHOOL	1,999.02	2,026.73	27.71
0842	LIBERTY HIGH SCHOOL	1,863.85	1,866.72	2.87
0962	NEOCITY ACADEMY	207.18	312.30	105.12
0081	OSCEOLA HIGH SCHOOL	2,314.05	2,429.28	115.23
0841	POINCIANA HIGH SCHOOL	1,967.49	2,369.38	401.89
0862	PROFESSIONAL & TECHNICAL HIGH SCHOOL	540.21	548.20	7.99
0201	ST. CLOUD HIGH SCHOOL	2,062.42	2,006.66	(55.76)
0005	TOHOPEKALIGA	2,214.08	2,265.17	51.09
9003	ZENITH ACCELERATED ACADEMY	474.76	469.19	(5.57)
<b>Subtotal High Schools</b>		<b>17,731.97</b>	<b>17,907.06</b>	<b>175.09</b>
0991	CANOE CREEK K8	0.00	686.50	686.50
0711	CELEBRATION SCHOOL	1,499.94	1,442.93	(57.01)
9036	NEW BEGINNINGS EDUCATION CENTER	271.56	266.83	(4.73)
0921	OSCEOLA COUNTY SCHOOL FOR THE ARTS	920.44	971.04	50.60
0302	WESTSIDE K-8 SCHOOL	1,717.85	1,777.90	60.05
<b>Subtotal Multi-Level Schools</b>		<b>4,409.79</b>	<b>5,145.19</b>	<b>735.40</b>
9041	HOSPITAL/HOMEBOUND PROGRAM	22.66	6.61	(16.05)
9020	OASIS RESIDENTIAL CENTER	25.38	37.07	11.69
0859	OSCEOLA REGIONAL JUVENILE COMMITMENT FACILITY	52.81	73.48	20.67
7004	OSCEOLA VIRTUAL FRANCHISE (SECONDARY)	240.49	203.45	(37.04)
7001	OSCEOLA VIRTUAL INSTRUCTION PROGRAM	49.16	43.19	(5.97)
7006	OSCEOLA VIRTUAL INSTRUCTION (COURSE OFFERINGS)	0.56	0.60	0.04
<b>Subtotal Alternative Schools</b>		<b>391.06</b>	<b>364.40</b>	<b>(26.66)</b>

CENTER	NAME	2019-20 4TH CALC	2020-21 PROJECTION	CHANGE
0981	AMERICAN CLASSICAL CHARTER ACADEMY	96.00	93.52	(2.48)
0161	AVANT GARDE K8 CHARTER	286.00	0.00	(286.00)
0932	BELLALAGO CHARTER ACADEMY	1,482.32	1,230.21	(252.11)
0184	BRIDGEPREP ACADEMY OSCEOLA COUNTY	612.24	641.83	29.59
0916	CANOE CREEK CHARTER ACADEMY	382.65	0.00	(382.65)
0192	CREATIVE INSPIRATION JOURNEY SCHOOL OF ST CLOUD	254.67	271.75	17.08
0153	FLORIDA CYBER CHARTER ACADEMY AT OSCEOLA	911.01	927.84	16.83
0863	FOUR CORNERS CHARTER SCHOOL	946.83	906.29	(40.54)
0152	FOUR CORNERS UPPER SCHOOL	1,162.27	1,189.32	27.05
0866	KISSIMMEE CHARTER ACADEMY	724.33	734.17	9.84
0182	LINCOLN-MARTI CHARTER SCHOOLS	75.43	82.35	6.92
0959	MAIN STREET HIGH SCHOOL	321.68	329.05	7.37
0202	MATER ACADEMY AT ST CLOUD	217.36	254.06	36.70
0971	MATER ACADEMY PREPARATORY HIGH SCHOOL	75.20	160.94	85.74
0163	MATER BRIGHTON LAKES	968.06	980.32	12.26
0185	MATER PALMS ACADEMY	708.59	722.21	13.62
0853	NEW DIMENSIONS HIGH SCHOOL	450.27	465.04	14.77
0181	OSCEOLA SCIENCE CHARTER SCHOOL	735.50	806.17	70.67
0881	P. M. WELLS CHARTER ACADEMY	729.12	741.87	12.75
0191	RENAISSANCE CHARTER SCHOOL AT BOGGY CREEK	560.47	577.47	17.00
0149	RENAISSANCE CHARTER SCHOOL AT POINCIANA	845.00	829.12	(15.88)
0171	RENAISSANCE CHARTER SCHOOL AT TAPESTRY	1,412.13	1,412.30	0.17
0183	SPORTS LEADERSHIP ARTS MANAGEMENT (SLAM)	134.21	160.05	25.84
0162	ST. CLOUD PREPARATORY ACADEMY	536.48	544.51	8.03
0900	UCP OSCEOLA CHARTER SCHOOL	187.93	208.27	20.34
0155	VICTORY CHARTER SCHOOL	570.47	633.40	62.93
VCK5	VICTORY K5 CHARTER	0.00	280.37	280.37
<b>Subtotal Charter Schools</b>		<b>15,386.22</b>	<b>15,182.43</b>	<b>(203.79)</b>
3518	MCKAY SCHOLARSHIP/SCHOOL OF ENROLLMENT	920.00	946.28	26.28
3900	FAMILY EMPOWERMENT SCHOLARSHIP PROGRAM	574.50	1,499.83	925.33
<b>Subtotal Choice Schools</b>		<b>1,494.50</b>	<b>2,446.11</b>	<b>951.61</b>
9000	UNDISTRIBUTED	0.00	560.00	560.00
<b>Subtotal Undistributed</b>		<b>0.00</b>	<b>560.00</b>	<b>560.00</b>
<b>GRAND TOTAL</b>		<b>69,421.95</b>	<b>71,315.16</b>	<b>1,893.21</b>



# CERTIFICATION OF SCHOOL TAXABLE VALUE

Reset Form

Print Form

DR-420S  
R. 5/13  
Rule 12D-16.002, FAC  
Effective 5/13  
Provisional

Year : 2020	County : OSCEOLA
-------------	------------------

Name of School District :  
SCHOOL DISTRICT OF OSCEOLA COUNTY

**SECTION I : COMPLETED BY PROPERTY APPRAISER. SEND TO SCHOOL DISTRICT**

1.	Current year taxable value of real property for operating purposes	\$	32,308,989,178	(1)
2.	Current year taxable value of personal property for operating purposes	\$	1,624,575,847	(2)
3.	Current year taxable value of centrally assessed property for operating purposes	\$	5,421,712	(3)
4.	Current year gross taxable value for operating purposes <i>(Line 1 plus Line 2 plus Line 3)</i>	\$	33,938,986,737	(4)
5.	Current year net new taxable value (Add new construction, additions, rehabilitative improvements increasing assessed value by at least 100%, annexations, and tangible personal property value over 115% of the previous year's value. Subtract deletions.)	\$	1,662,702,989	(5)
6.	Current year adjusted taxable value <i>(Line 4 minus Line 5)</i>	\$	32,276,283,748	(6)
7.	Prior year FINAL gross taxable value from prior year applicable Form DR-403 Series	\$	30,774,491,103	(7)
8.	Does the taxing authority levy a voted debt service millage or a millage voted for 2 years or less under s. 9(b), Article VII, State Constitution? <i>(If yes, complete and attach form DR-420DEBT, Certification of Voted Debt Millage.)</i>		<input type="checkbox"/> Yes <input checked="" type="checkbox"/> No	(8)

<b>SIGN HERE</b>	<b>Property Appraiser Certification</b>	I certify the taxable values above are correct to the best of my knowledge.		
	Signature of Property Appraiser :	Date :		
	Electronically Certified by Property Appraiser	6/29/2020 9:54 AM		

**SECTION II : COMPLETED BY SCHOOL DISTRICTS. RETURN TO PROPERTY APPRAISER**

Local board millage includes discretionary and capital outlay.					
9.	Prior year state law millage levy: Required Local Effort (RLE) <i>(Sum of previous year's RLE and prior period funding adjustment)</i>	3.9920	per \$1,000	(9)	
10.	Prior year local board millage levy <i>(All discretionary millages)</i>	2.2480	per \$1,000	(10)	
11.	Prior year state law proceeds <i>(Line 9 multiplied by Line 7, divided by 1,000)</i>	\$	122,851,768	(11)	
12.	Prior year local board proceeds <i>(Line 10 multiplied by Line 7, divided by 1,000)</i>	\$	69,181,056	(12)	
13.	Prior year total state law and local board proceeds <i>(Line 11 plus Line 12)</i>	\$	192,032,824	(13)	
14.	Current year state law rolled-back rate <i>(Line 11 divided by Line 6, multiplied by 1,000)</i>	3.8063	per \$1,000	(14)	
15.	Current year local board rolled-back rate <i>(Line 12 divided by Line 6, multiplied by 1,000)</i>	2.1434	per \$1,000	(15)	
16.	Current year proposed state law millage rate <i>(Sum of RLE and prior period funding adjustment)</i>	3.7780	per \$1,000	(16)	
17.	A. Capital Outlay	B. Discretionary Operating	C. Discretionary Capital Improvement	D. Use only with instructions from the Department of Revenue	E. Additional Voted Millage
	1.5000	0.7480	0.0000		0.0000
	Current year proposed local board millage rate <i>(17A plus 17B, plus 17C, plus 17D, plus 17E)</i>			2.2480	per \$1,000

18.	Current year state law proceeds <i>(Line 16 multiplied by Line 4, divided by 1,000)</i>	\$ 128,221,492	(18)
19.	Current year local board proceeds <i>(Line 17 multiplied by Line 4, divided by 1,000)</i>	\$ 76,294,842	(19)
20.	Current year total state law and local board proceeds <i>(Line 18 plus Line 19)</i>	\$ 204,516,334	(20)
21.	Current year proposed state law rate as percent change of state law rolled-back rate <i>(Line 16 divided by Line 14, minus 1, multiplied by 100)</i>	-0.74 %	(21)
22.	Current year total proposed rate as a percent change of rolled-back rate <i>{{(Line 16 plus Line 17) divided by (Line 14 plus Line 15)}, minus 1}, multiplied by 100</i>	1.28 %	(22)

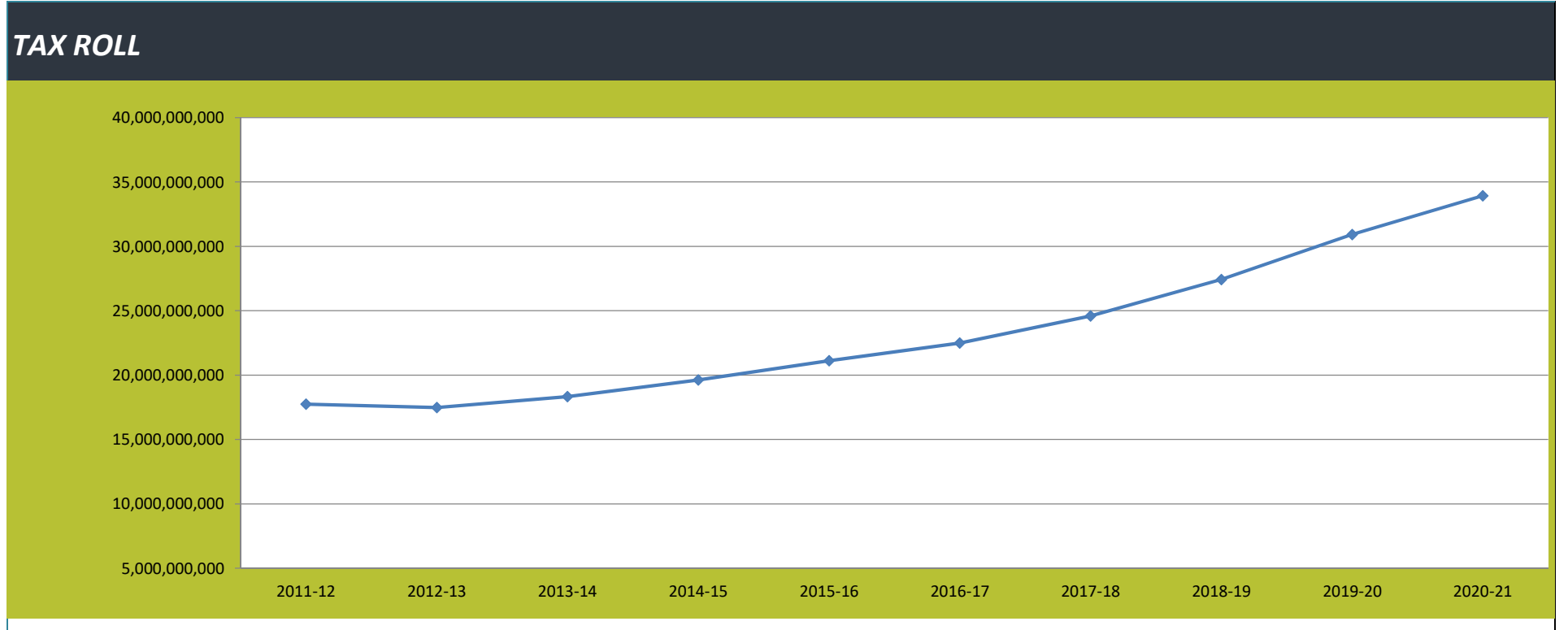
Final public budget hearing	Date : 7/28/2020	Time : 5:30 PM	Place : School District of Osceola County, FL. 817 Bill Beck Blvd, Kissimmee, FL 34744
-----------------------------	---------------------	-------------------	--

<b>S I G N  H E R E</b>	<b>Taxing Authority Certification</b>		I certify the millages and rates are correct to the best of my knowledge. The millages comply with the provisions of s. 200.065, F.S.		
	Signature of Chief Administrative Officer :			Date :	
	Title : Dr. Debra Pace, Superintendent		Contact Name And Contact Title : Sarah E. Graber, CHIEF BUSINESS & FINANCE OFFICER		
	Mailing Address : ADMINISTRATION CENTER		Physical Address : 817 BILL BECK BLVD		
	City, State, Zip : KISSIMMEE, FL 34744		Phone Number : 407.870.4823		Fax Number : 407.518.2906

**THE SCHOOL DISTRICT OF OSCEOLA COUNTY, FLORIDA**  
**TAX MILLAGE AND LEVY - HISTORICAL AND PROJECTED**

Millage History	2011-12	2012-13	2013-14	2014-15	2015-16	2016-17	2017-18	2018-19	2019-20	2020-21
Required Local Effort (RLE)	5.300	5.054	5.261	5.104	5.009	4.643	4.501	4.161	3.984	3.761
RLE Prior Period Adjustment	0.029	0.021	0.000	0.023	0.004	0.014	0.000	0.002	0.008	0.017
Discretionary	0.748	0.748	0.748	0.748	0.748	0.748	0.748	0.748	0.748	0.748
Supplemental Discretionary	0.000	0.000	0.000	0.000	0.000	0.000	0.000	0.000	0.000	0.000
Subtotal Operating	6.077	5.823	6.009	5.875	5.761	5.405	5.249	4.911	4.740	4.526
Capital Outlay	1.500	1.500	1.500	1.500	1.500	1.500	1.500	1.500	1.500	1.500
Debt Service	0.000	0.000	0.000	0.000	0.000	0.000	0.000	0.000	0.000	0.000
Total	7.577	7.323	7.509	7.375	7.261	6.905	6.749	6.411	6.240	6.026

Percentage Change	-1.8%	-3.4%	2.5%	-1.8%	-1.5%	-4.9%	-2.3%	-5.0%	-2.7%	-3.4%
-------------------	-------	-------	------	-------	-------	-------	-------	-------	-------	-------



Tax Roll History	2011-12	2012-13	2013-14	2014-15	2015-16	2016-17	2017-18	2018-19	2019-20	2020-21
Final Tax Roll	17,752,827,760	17,486,188,635	18,327,239,420	19,627,447,692	21,129,933,005	22,494,745,613	24,597,378,050	27,418,836,008	30,918,572,157	33,938,986,737
Percentage Change	-7.45%	-1.50%	4.81%	7.09%	7.66%	6.46%	9.35%	11.47%	12.76%	9.77%
Total Tax Levy	134,513,176	128,051,359	137,619,241	144,752,427	153,424,444	155,326,218	166,007,704	175,782,158	192,931,890	204,516,334
Percentage Change	-7.45%	-4.80%	7.47%	5.18%	5.99%	1.24%	6.88%	5.89%	9.76%	6.00%



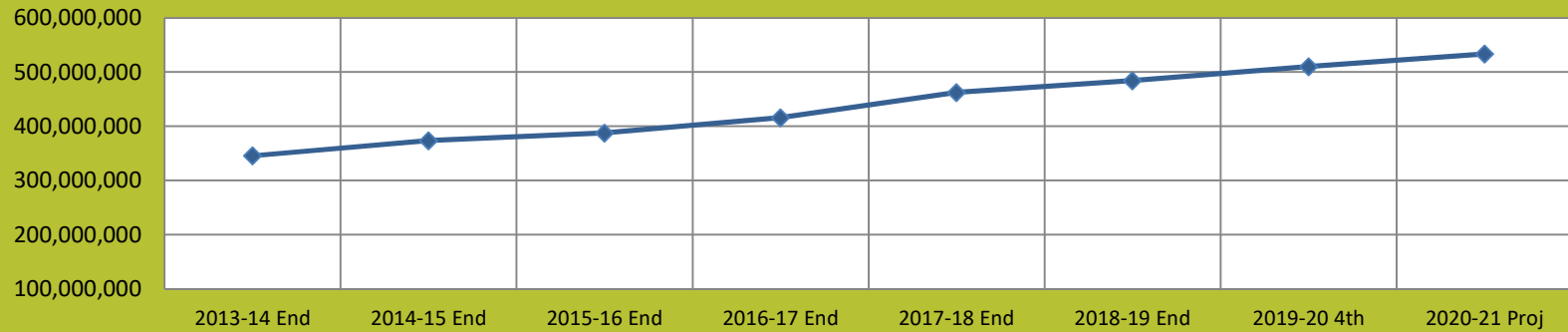
**THE SCHOOL DISTRICT OF OSCEOLA COUNTY, FLORIDA**  
**FLORIDA EDUCATION FINANCE PROGRAM (FEFP) FUNDING COMPARISON**

Line	DESCRIPTION	2020	2021	Change	% Change
		Fourth Calculation 5/22/2020	Second Calculation 7/17/2020		
<b>1</b>	<b>Unweighted FTE</b>				
2	Traditional	52,541.23	53,126.63	585.40	1.11%
3	Charter	15,386.22	15,182.43	(203.79)	-1.32%
4	McKay	920.00	946.28	26.28	2.86%
5	Family Empowerment	574.50	1,499.83	925.33	161.07%
6	Undistributed	0.00	560.00	560.00	n/a
7	Total Unweighted FTE	69,421.95	71,315.17	1,893.22	2.73%
8	Total Weighted FTE	75,720.54	78,059.35	2,338.81	3.09%
9	Weighted to Unweighted FTE Ratio	1.0907	1.0946	0.0038	0.35%
<b>10</b>	<b>Tax Roll - School Taxable Value</b>	30,918,572,157	33,938,986,737	3,020,414,580	9.77%
11	Required Local Effort Millage	3.984	3.761	(0.223)	-5.60%
12	Prior Period Adjustment Millage	0.008	0.000	(0.008)	-100.00%
13	Basic Discretionary Millage	0.748	0.748	0.000	0.00%
14	<b>Total Millage</b>	4.740	4.509	(0.231)	-4.87%
15	Base Student Allocation	4,279.49	4,319.49	40.00	0.93%
16	District Cost Differential	0.9878	0.9890	0.0012	0.12%
17	BSA * DCD	4,227.28	4,271.98	44.70	1.06%
<b>18</b>	<b>FEFP Detail</b>				
19	Base FEFP (WFTE x BSA x DCD)	320,091,941	333,467,640	13,375,699	4.18%
20	0.748 Mills Discretionary Compression	16,182,951	17,047,178	864,227	5.34%
21	DJJ Supplemental Allocation	65,022	68,396	3,374	5.19%
22	Safe Schools	3,664,987	3,768,698	103,711	2.83%
23	ESE Guaranteed Allocation	20,966,147	21,512,975	546,828	2.61%
24	Supplemental Academic Instruction (SAI)	15,220,839	15,701,357	480,518	3.16%
25	Instructional Materials	5,968,115	6,145,009	176,894	2.96%
26	Student Transportation	12,091,900	12,236,144	144,244	1.19%
27	Teacher Classroom Supply Assistance Prog	1,338,840	1,353,887	15,047	1.12%
28	Reading Allocation	3,007,749	3,056,613	48,864	1.62%
29	Digital Classrooms Allocation	296,184	117,504	(178,680)	-60.33%
30	Virtual Education Contribution	0	0	0	n/a
31	Mental Health Allocation	1,764,585	2,418,018	653,433	37.03%
32	Funding Compression Allocation	4,732,163	3,650,956	(1,081,207)	-22.85%
33	Best & Brightest Teacher/Principal Allocation	6,753,668	0	(6,753,668)	-100.00%
34	Florida Classroom Teacher Compensation	0	12,106,399	12,106,399	n/a
35	<b>Total FEFP</b>	412,145,091	432,650,774	20,505,683	4.98%
<b>36</b>	<b>Adjustments</b>				
37	Required Local Effort Taxes	(118,252,408)	(122,538,748)	(4,286,340)	3.62%
38	Proration to Funds Available	(990,175)	0	990,175	-100.00%
39	Total Adjustments	(119,242,583)	(122,538,748)	(3,296,165)	2.76%
40	<b>Net State FEFP</b>	292,902,508	310,112,026	17,209,518	5.88%
<b>41</b>	<b>Lottery Funds</b>				
42	Discretionary Lottery	69,334	0	(69,334)	-100.00%
43	School Recognition	2,231,494	0	(2,231,494)	-100.00%
44	<b>Total Lottery Funding</b>	2,300,828	0	(2,300,828)	-100.00%
<b>45</b>	<b>State Categorical Programs</b>				
46	Class Size Reduction	74,366,005	76,538,873	2,172,868	2.92%
47	<b>Total State Funding</b>	369,569,341	386,650,899	17,081,558	4.62%
<b>48</b>	<b>Local Funding:</b>				
49	Required Local Effort	118,252,408	122,538,748	4,286,340	3.62%
50	.748 Mills Discretionary Tax	22,202,008	24,370,908	2,168,900	9.77%
51	<b>Total Local Funding</b>	140,454,416	146,909,656	6,455,240	4.60%
52	<b>Total State and Local Funding</b>	510,023,757	533,560,555	23,536,798	4.61%
	<b>Total State, Local, Federal Funding</b>	510,023,757	533,560,555	23,536,798	4.61%
53	\$ Per Unweighted FTE Total	7,346.72	7,481.73	135.01	1.84%
54	\$ Per Weighted FTE Total	6,735.61	6,835.32	99.71	1.48%

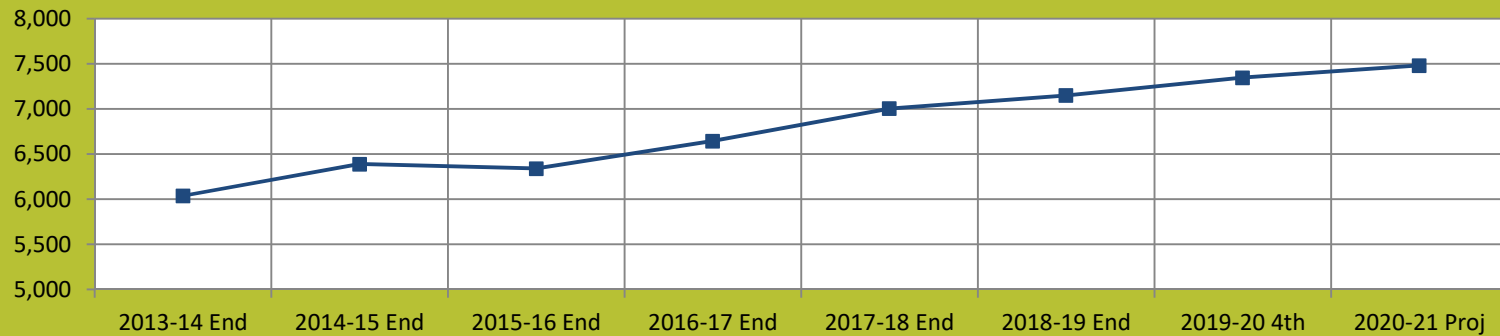
**THE SCHOOL DISTRICT OF OSCEOLA COUNTY, FLORIDA**  
**TOTAL AND PER FTE FUNDING - HISTORICAL AND PROJECTED**

	2013-14 End	2014-15 End	2015-16 End	2016-17 End	2017-18 End	2018-19 End	2019-20 4th	2020-21 Proj
Total Funding	345,639,365	373,647,023	387,651,506	415,958,062	462,397,943	484,304,635	510,023,757	533,560,555
\$ Per Student	6,038	6,391	6,340	6,646	7,005	7,151	7,347	7,482
UFTE	57,239	58,465	61,141	62,592	66,010	67,724	69,422	71,315

**Total FEFP Funding**



**FEFP Revenue Per Student**



**2020-2021 FEFP SECOND CALCULATION  
Total Funding per Student**

<b>Rank</b>	<b>District</b>	<b>Total Funding per FTE</b>
1	Monroe	10,190.01
2	Jefferson	9,522.70
3	Collier	9,119.06
4	Liberty	8,671.48
5	Franklin	8,622.40
6	Walton	8,465.15
7	Gilchrist	8,459.94
8	Sarasota	8,458.24
9	Glades	8,417.79
10	Calhoun	8,347.90
11	Gulf	8,340.57
12	Palm Beach	8,264.69
13	Hamilton	8,255.22
14	Lafayette	8,251.80
15	Bradford	8,207.49
16	Martin	8,192.12
17	Washington	8,191.57
18	Levy	8,094.14
19	Sumter	8,071.41
20	Taylor	8,051.63
21	Jackson	8,050.65
22	Holmes	8,043.09
23	Charlotte	7,996.26
24	Union	7,979.56
25	Lee	7,969.35
26	Pinellas	7,931.64
27	Dade	7,931.42
28	Indian River	7,904.94
29	Dixie	7,904.92
30	Gadsden	7,882.71
31	Madison	7,843.54
32	Baker	7,824.91
33	DeSoto	7,812.47
34	Okaloosa	7,797.83
35	Putnam	7,784.38
36	Nassau	7,775.11
37	Okeechobee	7,765.03
38	Bay	7,761.08
39	Broward	7,746.25
40	Orange	7,745.71
41	St. Johns	7,745.05
42	Duval	7,713.90
43	St. Lucie	7,691.78
44	Leon	7,684.36
45	Brevard	7,679.91
46	Wakulla	7,678.92
47	Pasco	7,673.10
48	Hillsborough	7,670.51
49	Santa Rosa	7,647.42
50	Escambia	7,644.03
51	Clay	7,627.14
52	Manatee	7,621.62
53	Columbia	7,620.71
54	Hernando	7,613.31
55	Citrus	7,598.61
56	Marion	7,591.66
57	Hendry	7,576.76
58	Flagler	7,575.08
59	Lake	7,567.87
60	Alachua	7,554.53
61	Hardee	7,530.65
62	Seminole	7,520.56
63	Highlands	7,520.10
64	Polk	7,513.29
65	Volusia	7,510.54
66	Suwannee	7,494.81
<b>67</b>	<b>Osceola</b>	<b>7,481.73</b>

# FLORIDA EDUCATION FINANCE PROGRAM (FEFP) COMPONENTS

## **ADJUSTMENTS:**

The Department of Education is authorized to make prior year adjustments in the allocation of funds to a district for adjudication of litigation, mathematical errors, assessment roll change, FTE student membership errors, or allocation errors revealed in an audit report. If state revenue collections are not sufficient to fund the amount appropriated for the FEFP, a special session may be held to reduce the appropriation and allocations. If the program calculates an amount that exceeds the appropriation, a proration of available funds will be deducted from Districts' calculated funding in proportion to each district's relative share of state and local FEFP dollars. This procedure preserves equity in the distribution of available dollars.

## **BASE STUDENT ALLOCATION:**

The Base Student Allocation from state and local funds is determined annually by the Legislature and is a component in the calculation of Base Funding. For the 2020-21 fiscal year, the base student allocation is \$4,319.49.

## **BASE FUNDING:**

Base Funding is derived from the product of the weighted FTE (WFTE) students, multiplied by the Base Student Allocation and the District Cost Differential. For the 2020-21 fiscal year, the District's base funding per WFTE is \$4,271.98.

## **CATEGORICAL PROGRAM FUNDS:**

Categorical program funds are added to the FEFP allocation for districts. Currently, Class Size Reduction funding is the only FEFP revenue treated as a categorical. As a result of the voter-approved amendment to Article IX, Section 1, of the Florida Constitution regarding class size reduction, additional operating and capital outlay funds were appropriated to assist districts in their efforts to not exceed the class size maximums. Beginning with the 2010-11 school year, Florida classrooms may have no more than 18 students in grades PK-3, 22 students in grades 4-8, and 25 students in grades 9-12. The 2011 legislature amended Section 1003.03, Florida Statutes (F.S.), (Section 15, Chapter 2011-55, Laws of Florida), by providing class size flexibility to schools that enroll students after the October Student Membership Survey. Up to three students may be assigned to a teacher in grade group K-3. Up to five students may be assigned to a teacher

in grade groups 4-8 and 9-12. The district school board must develop a plan that provides that the school will be in full compliance by the next October student survey.

### **DEPARTMENT OF JUVENILE JUSTICE (DJJ):**

The total K-12 weighted full-time equivalent student membership in juvenile justice education programs in each school district shall be multiplied by the amount of the state average class-size reduction factor multiplied by the District's cost differential. An amount equal to the sum of this calculation shall be allocated in the FEFP to each school district to supplement other sources of funding for students in juvenile justice education programs.

### **DECLINING ENROLLMENT SUPPLEMENT:**

The declining enrollment supplement is determined by comparing the unweighted FTE (UFTE) for the current year to the UFTE of the prior year. In those districts where there is a decline in UFTE, 25 percent of the decline is multiplied by the prior-year base funding per UFTE.

### **DISCRETIONARY MILLAGE COMPRESSION (0.748 MILLS):**

If any school district levies the full 0.748 mill levy and it generates an amount of funds per unweighted FTE (UFTE) that is less than the state average amount per UFTE, the school district shall receive a discretionary millage compression supplement that, when added to the funds generated by the district's 0.748 mill levy, shall be equal to the state average as provided in Section 1011.62(5), F.S.

### **DISTRICT COST DIFFERENTIAL:**

Section 1011.62(2), F.S., requires the Commissioner to annually compute district cost differentials (DCDs) by adding each district's Florida Price Level Index for the most recent three years and dividing the sum by three. The result is multiplied by 0.800, and 0.200 is added to the product to obtain the DCD. For the 2020-21 fiscal year, the DCD is 0.9890.

### **EXCEPTIONAL STUDENT EDUCATION (ESE) GUARANTEED ALLOCATION:**

This allocation provides funding to support the additional cost for exceptional education students that are identified for services in program levels 111, 112, or 113. Funding is calculated based on a different methodology for exceptional students that are in a support level of 4 or 5.

## **FLORIDA DIGITAL CLASSROOMS ALLOCATION:**

H.B. 5101 created the Florida Digital Classrooms Allocation to support efforts to improve student performance outcomes by integrating technology in classroom teaching and learning. The District must adopt a district digital classrooms plan and submit the plan to the Department of Education for approval on an annual basis.

## **FLORIDA TEACHERS CLASSROOM SUPPLY ASSISTANCE:**

Pursuant to Section 1012.71, F.S., these funds are to be used only by classroom teachers for the purchase of classroom instructional materials and supplies for use in teaching students. The Florida Teachers Classroom Supply Assistance Program appropriation provides an allocation to each school district based on the district's prorated share of the total K-12 unweighted FTE student enrollment.

## **FUNDING COMPRESSION ALLOCATION:**

For the 2020-21 fiscal year, a non-recurring Funding Compression Allocation provides funding for school districts and developmental research schools whose total funds per FTE in the prior fiscal year were less than the statewide average.

## **INSTRUCTIONAL MATERIALS:**

The Instructional Materials allocation provides for core subject instructional materials, as well as library/media materials and science lab materials. These funds are allocated to provide growth and maintenance funding for each District school, to purchase dual enrollment textbooks, library/media and science lab materials, and to cover the cost of district-wide textbook adoptions.

Effective July 1, 2014, districts must spend at least 50% of this allocation to purchase digital instructional materials.

## **MENTAL HEALTH ALLOCATION:**

The Mental Health Assistance Allocation provides funding to school districts to help establish or expand school based mental health care. At least 90 percent of this allocation must be spent to provide mental health assessment, diagnosis, intervention, treatment and recovery services to students with one or more mental health or co-occurring substance abuse diagnosis and students at high risk of such diagnoses; and to coordinate such services with a student's primary care provider and the student's other mental health providers.

## **RESEARCH-BASED READING INSTRUCTION ALLOCATION:**

The Research-based Reading Instruction Allocation is designed to create a K-12 comprehensive, district-wide system of research-based reading instruction. The District uses these funds to support Reading Coach salaries, summer reading camp and other reading-based professional development. Effective July 1, 2016, charter schools shall be given a proportional share of the Research-Based Reading Instruction Allocation. Charter schools must ensure the funds received through this allocation are spent in accordance with section 1011.62(9)(c), Florida Statutes.

## **REQUIRED LOCAL EFFORT:**

The required local effort is subtracted from the state and local FEFP dollars. This is the amount of required local effort that each district must provide to participate in the Florida Education Finance Program. The Commissioner computes and certifies the required local effort millage rate for each district. For the current fiscal year FEFP calculation, each district's contribution for required local effort is the product of the certified mills times 96 percent of the taxable value for school purposes of the district. Section 1011.62(4), F.S., directs the Commissioner to adjust required local effort millage rates if the millage would produce more than 90 percent of a district's total FEFP entitlement.

The Department of Revenue provides the Commissioner with its most recent determination of the assessment level of the prior year's assessment roll for each district and for the state. A millage rate is computed based on the positive or negative variation of each district from the state average assessment level. The millage rate resulting from application of this equalization factor is added to the state average required local effort millage. The sum of these two rates becomes each district's certified required local effort millage.

Since the 2016-17 fiscal year, the State Legislature has implemented a "buy-down" of the Required Local Effort (RLE). This policy rolls back the RLE millage rate to ensure that any increase in statewide school taxable value does not yield more funding for the RLE.

## **SAFE SCHOOLS:**

The Safe Schools allocation shall be used to promote and create a safe learning environment for children to develop and learn. The funds are to be allocated so that each district is guaranteed a minimum amount of funding. If there is a remaining appropriation, 67 percent shall be allocated based on the most recent Florida Crime Index provided by the Department of Law Enforcement, and 33 percent shall be allocated based on each district's share of the state's total unweighted student enrollment. Funds must be used exclusively for employing or contracting for safe school officers, established or assigned under Section 1006.12, F.S.

## **SCHOOL RECOGNITION PROGRAM FUNDS & DISCRETIONARY LOTTERY:**

The State Legislature has the authority to appropriate for school recognition funds and district discretionary lottery funds. The first priority is to fund the Florida School Recognition Program, which is authorized by Section 1008.36, F.S. The Florida School Recognition Program provides monetary awards to schools that earn an “A” grade, improve at least one performance grade from the previous year, or sustain the previous year’s improvement of more than one letter grade. The funds can be used for nonrecurring bonuses to the faculty and staff, nonrecurring expenditures for educational equipment or materials, or for temporary personnel to assist the school in maintaining or improving student performance.

## **SPARSITY SUPPLEMENT:**

The FEFP recognizes the relatively higher operating cost of smaller districts due to sparse student population. This index is computed by dividing the FTE of the district by the number of permanent senior high school centers (not to exceed three). By Appropriations Act proviso, participation is limited to districts of 20,000 or fewer FTE.

## **STUDENT TRANSPORTATION:**

The Student Transportation allocation provides for safe and efficient transportation services in school districts to support student learning. The formula for allocating the funds is outlined in Section 1011.68, F.S., and contains the following provisions in the state allocation for student transportation: 1) students with special transportation needs earn a higher rate of funding than base students; 2) base funding for each district is established by the district's proportionate share of the total statewide students eligible for transportation; and 3) indices are applied that modify the base funding amount to reward more efficient bus utilization, compensate for rural population density, and adjust funding based on the cost of living. The funds are to be distributed based on the formula in Section 1011.68, F.S. The formula currently provides funding to support less than 50% of the District’s total transportation costs.

## **SUPPLEMENTAL ACADEMIC INSTRUCTION:**

The Supplemental Academic Instruction (SAI) component of the FEFP formula provides for additional funding to pay for supplemental and remedial instruction. The District’s SAI allocation supports the cost of remediation programs at each school, district-wide professional development, the Elementary Swim Program, ESE Summer School and other curriculum enhancement and assessment tools.

Part of this funding, together with funds provided through the Research-Based Reading Instruction Allocation and other available funds, shall be used by districts with one or more of the 300 lowest performing schools based on the state reading assessment to provide an additional hour of instruction beyond the normal school day for each day of the entire school year for intensive reading instruction for the students in each of these schools. Students enrolled



in these schools who have level 5 reading assessment scores may choose to participate in the additional hour of instruction on an optional basis. The District does not have any schools in this category.

### **TEACHER SALARY INCREASE ALLOCATION:**

The Legislature may annually provide in the Florida Education Finance Program a Teacher Salary Increase Allocation to assist school districts in their recruitment and retention of classroom teachers and other instructional personnel. The amount of the allocation shall be specified in the General Appropriations Act and will be based on the school district's proportionate share of the base FEFP allocation. The funds must be used to increase the minimum base salary for full-time classroom teachers, as defined in F.S. 1012.01(2)(a), plus certified prekindergarten teachers funded in the Florida Education Finance Program, to at least \$47,500, or to the maximum amount achievable based on the allocation and as specified in the General Appropriations Act.

### **VIRTUAL EDUCATION CONTRIBUTION:**

The virtual education contribution shall be allocated pursuant to the formula provided in Section 1011.62(11), F.S. to ensure that virtual schools receive no less than the funding per student prescribed in statute. The contribution for the 2020-21 fiscal year is based on funding of \$5,230 per FTE.

THE SCHOOL DISTRICT OF OSCEOLA COUNTY, FL

POLICY FOR EXPENDITURE OF LOTTERY FUNDS

<b>SCHOOL RECOGNITION FUNDS</b>	<b>\$ 0</b>
<b>DISCRETIONARY LOTTERY FUNDS</b>	<b>\$ 0</b>

---

Enhancement for the 2020-21 school year is defined as the expenditure of available Lottery dollars for the following purposes:

1. To provide School Recognition funds to qualifying schools;
2. To provide discretionary funding to School Advisory Councils to be used in support of the School Improvement Plan;
3. To continue programs which were previously funded through state funds;
4. To supplement partially funded state programs;
5. To provide start up supplies, books and equipment for new facilities and programs.

**BUDGET SUMMARY - ALL FUNDS**  
**SCHOOL DISTRICT OF OSCEOLA COUNTY, FLORIDA**  
**THE PROPOSED OPERATING BUDGET EXPENDITURES OF THE OSCEOLA COUNTY SCHOOL DISTRICT ARE 9.2%**  
**MORE THAN LAST YEAR'S TOTAL OPERATING EXPENDITURES.**  
**FISCAL YEAR 2020-21**

<b>PROPOSED MILLAGE LEVIES SUBJECT TO 10-MILL CAP:</b>			<b>PROPOSED MILLAGE LEVIES</b>		
Required Local Effort (Including Prior Period Funding Adjustment Millage)	3.7780	Discretionary Critical Needs (Operating)	0.0000	<b>NOT SUBJECT TO 10-MILL CAP:</b>	
Local Capital Improvement (Capital Outlay)	1.5000	Additional Millage Not to Exceed 4 Years (Operating)	0.0000	Operating or Capital Not to Exceed 2 Years	0.0000
Discretionary Operating	0.7480			Debt Service	0.0000
Discretionary Capital Improvement	0.0000			<b>TOTAL MILLAGE</b>	<b>6.0260</b>

ESTIMATED REVENUES:	GENERAL FUND	SPECIAL REVENUE	DEBT SERVICE	CAPITAL PROJECTS	INTERNAL SERVICE	PERMANENT FUND	TOTAL ALL FUNDS
Federal sources	2,495,000	108,682,971	2,186,919	-	-	-	113,364,890
State sources	387,299,423	450,000	690,850	8,399,013	-	-	396,839,286
Local sources	159,460,422	1,599,341	1,042,762	143,737,872	64,686,609	-	370,527,005
<b>TOTAL SOURCES</b>	<b>\$ 549,254,845</b>	<b>\$ 110,732,312</b>	<b>\$ 3,920,531</b>	<b>\$ 152,136,885</b>	<b>\$ 64,686,609</b>	<b>\$ -</b>	<b>\$ 880,731,181</b>
Transfers In	23,030,390	-	29,640,723	-	-	-	52,671,113
Fund Balances/Reserves/Net Assets	75,358,910	13,611,942	22,285,646	268,981,073	13,460,905	-	393,698,476
<b>TOTAL REVENUES, TRANSFERS &amp; BALANCES</b>	<b>\$ 647,644,145</b>	<b>\$ 124,344,254</b>	<b>\$ 55,846,899</b>	<b>\$ 421,117,958</b>	<b>\$ 78,147,514</b>	<b>\$ -</b>	<b>\$ 1,327,100,770</b>
EXPENDITURES							
Instruction	390,396,308	54,322,293	-	-	-	-	444,718,601
Pupil Personnel Services	28,316,741	3,773,221	-	-	-	-	32,089,962
Instructional Media Services	5,404,030	266,780	-	-	-	-	5,670,810
Instructional and Curriculum Development Services	15,060,040	8,265,944	-	-	-	-	23,325,984
Instructional Staff Training Services	7,099,838	5,467,069	-	-	-	-	12,566,907
Instruction Related Technology	4,901,842	118,724	-	-	-	-	5,020,566
School Board	1,499,363	-	-	-	-	-	1,499,363
General Administration	1,866,190	1,879,915	-	-	-	-	3,746,105
School Administration	25,226,172	7,579	-	-	-	-	25,233,751
Facilities Acquisition and Construction	5,633,211	-	-	231,939,370	-	-	237,572,581
Fiscal Services	2,408,783	-	-	-	-	-	2,408,783
Food Services	218,686	38,056,627	-	-	-	-	38,275,313
Central Services	9,172,759	658,614	-	-	61,720,809	-	71,552,182
Pupil Transportation Services	24,684,080	269,421	-	-	-	-	24,953,501
Operation of Plant	40,485,703	37,980	-	-	-	-	40,523,683
Maintenance of Plant	11,386,798	52,900	-	-	-	-	11,439,698
Administrative Technology Services	6,426,201	31,312	-	-	-	-	6,457,513
Community Services	9,183,142	1,400,434	-	-	-	-	10,583,576
Debt Services	-	-	31,279,014	-	-	-	31,279,014
<b>TOTAL EXPENDITURES</b>	<b>\$ 589,369,887</b>	<b>\$ 114,608,813</b>	<b>\$ 31,279,014</b>	<b>\$ 231,939,370</b>	<b>\$ 61,720,809</b>	<b>\$ -</b>	<b>\$ 1,028,917,893</b>
Transfers Out	-	-	-	52,671,113	-	-	52,671,113
Fund Balances/Reserves/Net Assets	58,274,258	9,735,441	24,567,885	136,507,475	16,426,705	-	245,511,764
<b>TOTAL APPROPRIATED EXPENDITURES</b>	<b>\$ 647,644,145</b>	<b>\$ 124,344,254</b>	<b>\$ 55,846,899</b>	<b>\$ 421,117,958</b>	<b>\$ 78,147,514</b>	<b>\$ -</b>	<b>\$ 1,327,100,770</b>
<b>TRANSFERS, RESERVES &amp; BALANCES</b>	<b>\$ 647,644,145</b>	<b>\$ 124,344,254</b>	<b>\$ 55,846,899</b>	<b>\$ 421,117,958</b>	<b>\$ 78,147,514</b>	<b>\$ -</b>	<b>\$ 1,327,100,770</b>

# Resolutions

## Resolution Number 21-001

### RESOLUTION ADOPTING TENTATIVE MILLAGE RATES

WHEREAS, the School Board of Osceola County, Florida, did, pursuant to Chapters 200 and 1011, Florida Statutes, approve tentative millage rates for the fiscal year July 1, 2020 to June 30, 2021; and

WHEREAS, at the public hearing and in full compliance with Chapter 200, Florida Statutes, the Osceola County School Board adopted the tentative millage rates for fiscal year 2020-2021 in the amounts of:

	Tentative Millage Levy	Proposed Amount to be Raised
Required Local Effort (RLE)	3.761	122,538,748
Prior Period Adjustment	0.017	553,884
Total RLE	3.778	123,092,632
Capital Outlay	1.500	48,872,141
Discretionary Operating	0.748	24,370,908
<b>Total Millage</b>	<b>6.026</b>	<b>196,335,681</b>

**The total millage rate to be levied exceeds the roll-back rate by 1.28 percent.**

NOW THEREFORE, BE IT RESOLVED:

That the Osceola County School Board, adopted each tentative millage rate for the fiscal year July 1, 2020 to June 30, 2021, on July 28, 2020 by separate vote prior to adopting the tentative budget.

Chairman

July 28, 2020

## Resolution Number 21-002

### RESOLUTION ADOPTING TENTATIVE BUDGET

A RESOLUTION OF THE OSCEOLA COUNTY SCHOOL BOARD ADOPTING THE TENTATIVE BUDGET FOR FISCAL YEAR 2020-2021.

WHEREAS, the School Board of Osceola County, Florida, did, pursuant to Chapters 200 and 1011, Florida Statutes, approve tentative millage rates and a tentative budget for the fiscal year July 1, 2020 to June 30, 2021; and

WHEREAS, the Osceola County School Board set forth the appropriations and revenue estimate for the Budget for fiscal year 2020-2021.

WHEREAS, at the public hearing and in full compliance with Chapter 200, Florida Statutes, the Osceola County School Board adopted the tentative millage rates and the budget in the amount of **\$1,327,100,770** for fiscal year 2020-2021.

NOW THEREFORE, BE IT RESOLVED:

That the attached budget of Osceola County School Board, including the millage rates as set forth therein, is hereby adopted by the School Board of Osceola County as a tentative budget for the categories indicated for the fiscal year July 1, 2020 to June 30, 2021.

---

Chairman

July 28, 2020

# Advertisements

# NOTICE OF PROPOSED TAX INCREASE

The Osceola County School Board will soon consider a measure to increase its property tax levy.

## Last year's property tax levy:

- A. Initially proposed tax levy..... \$192,931,890
- B. Less tax reductions due to Value Adjustment Board  
and other assessment changes..... \$ 899,066
- C. Actual property tax levy..... \$192,032,824

**This year's proposed tax levy.....\$ 204,516,334**

A portion of the tax levy is required under state law in order for the school board to receive **\$300,506,445** in state education grants.

The required portion has **decreased** by **0.74** percent, and represents approximately **six tenths** of the total proposed taxes.

The remainder of the taxes is proposed solely at the discretion of the school board.

All concerned citizens are invited to a public hearing on the tax increase to be held on July 28, 2020 at 5:30 p.m., at:

School District of Osceola County Administration Center  
817 Bill Beck Boulevard  
Kissimmee, FL 34744

**A DECISION on the proposed tax increase and the budget will be made at this hearing.**



**BUDGET SUMMARY**  
**SCHOOL DISTRICT OF OSCEOLA COUNTY, FLORIDA**  
**THE PROPOSED OPERATING BUDGET EXPENDITURES OF THE OSCEOLA COUNTY SCHOOL DISTRICT ARE 9.2%**  
**MORE THAN LAST YEAR'S TOTAL OPERATING EXPENDITURES.**  
**FISCAL YEAR 2020-21**

<u>PROPOSED MILLAGE LEVIES SUBJECT TO 10-MILL CAP:</u>			<u>PROPOSED MILLAGE LEVIES</u>		
			<u>NOT SUBJECT TO 10-MILL CAP:</u>		
Required Local Effort (Including Prior Period Funding Adjustment Millage)	3.7780	Discretionary Critical Needs (Operating)	0.0000	Operating or Capital Not to Exceed 2 Years	0.0000
Local Capital Improvement (Capital Outlay)	1.5000	Additional Millage Not to Exceed 4 Years (Operating)	0.0000	Debt Service	0.0000
Discretionary Operating	0.7480			<b>TOTAL MILLAGE</b>	<b>6.0260</b>
Discretionary Capital Improvement	0.0000				

<u>ESTIMATED REVENUES:</u>	GENERAL FUND	SPECIAL REVENUE	DEBT SERVICE	CAPITAL PROJECTS	PERMANENT FUND	ENTERPRISE FUND	TOTAL ALL FUNDS
Federal sources	2,495,000	108,682,971	2,186,919				113,364,890
State sources	387,299,423	450,000	690,850	8,399,013			396,839,286
Local sources	159,460,422	1,599,341	1,042,762	143,737,872			305,840,396
<b>TOTAL SOURCES</b>	<b>\$549,254,845</b>	<b>\$110,732,312</b>	<b>\$3,920,531</b>	<b>\$152,136,885</b>	<b>\$0</b>	<b>\$0</b>	<b>\$816,044,572</b>
Transfers In	23,030,390		29,640,723				52,671,113
Fund Balances/Reserves/Net Assets	75,358,910	13,611,942	22,285,646	268,981,073			380,237,571
<b>TOTAL REVENUES, TRANSFERS &amp; BALANCES</b>	<b>\$647,644,145</b>	<b>\$124,344,254</b>	<b>\$55,846,899</b>	<b>\$421,117,958</b>	<b>\$0</b>	<b>\$0</b>	<b>\$1,248,953,256</b>
<b><u>EXPENDITURES</u></b>							
Instruction	390,396,308	54,322,293					444,718,601
Pupil Personnel Services	28,316,741	3,773,221					32,089,962
Instructional Media Services	5,404,030	266,780					5,670,810
Instructional and Curriculum Development Services	15,060,040	8,265,944					23,325,984
Instructional Staff Training Services	7,099,838	5,467,069					12,566,907
Instruction Related Technology	4,901,842	118,724					5,020,566
School Board	1,499,363						1,499,363
General Administration	1,866,190	1,879,915					3,746,105
School Administration	25,226,172	7,579					25,233,751
Facilities Acquisition and Construction	5,633,211			231,939,370			237,572,581
Fiscal Services	2,408,783						2,408,783
Food Services	218,686	38,056,627					38,275,313
Central Services	9,172,759	658,614					9,831,373
Pupil Transportation Services	24,684,080	269,421					24,953,501
Operation of Plant	40,485,703	37,980					40,523,683
Maintenance of Plant	11,386,798	52,900					11,439,698
Administrative Technology Services	6,426,201	31,312					6,457,513
Community Services	9,183,142	1,400,434					10,583,576
Debt Services			31,279,014				31,279,014
<b>TOTAL EXPENDITURES</b>	<b>\$589,369,887</b>	<b>\$114,608,813</b>	<b>\$31,279,014</b>	<b>\$231,939,370</b>	<b>\$0</b>	<b>\$0</b>	<b>\$967,197,084</b>
Transfers Out				52,671,113			52,671,113
Fund Balances/Reserves/Net Assets	58,274,258	9,735,441	24,567,885	136,507,475			229,085,059
<b>TOTAL APPROPRIATED EXPENDITURES</b>	<b>\$647,644,145</b>	<b>\$124,344,254</b>	<b>\$55,846,899</b>	<b>\$421,117,958</b>	<b>\$0</b>	<b>\$0</b>	<b>\$1,248,953,256</b>
<b>TRANSFERS, RESERVES &amp; BALANCES</b>	<b>\$647,644,145</b>	<b>\$124,344,254</b>	<b>\$55,846,899</b>	<b>\$421,117,958</b>	<b>\$0</b>	<b>\$0</b>	<b>\$1,248,953,256</b>

The tentative, adopted, and/or final budgets are on file in the office of the above mentioned taxing authority as a public record.

# NOTICE OF TAX FOR SCHOOL CAPITAL OUTLAY

The Osceola County School Board will soon consider a measure to continue to impose a 1.5 mill property tax for the capital outlay projects listed herein.

This tax is in addition to the School Board's proposed tax of 4.526 mills for operating expenses and is proposed solely at the discretion of the School Board.

## **THE PROPOSED COMBINED SCHOOL BOARD TAX INCREASE FOR BOTH OPERATING EXPENSES AND CAPITAL OUTLAY IS SHOWN IN THE ADJACENT NOTICE.**

The capital outlay tax will generate approximately \$48,872,141 to be used for the following projects:

### **CONSTRUCTION AND REMODELING**

District-wide locations

Site acquisitions and project management

### **MAINTENANCE, RENOVATION, AND REPAIR**

District-wide: Access, bollards, carpentry, ceiling, corrections to health and safety code violations, covered walkways, chillers, cyclical renovations, drainage, electrical, elevators, emergency maintenance, fencing, flooring, gutters, HVAC systems, handrail, lighting, lockers, marquee signs, modular renovation, network, painting and wall covering, parking and site improvements, piping and plumbing, playground replacement equipment, portable replacements and repairs, portable moves and installations, preventative maintenance, restroom refurbishment, roofing, safety and security modifications and equipment, sidewalks, signage, storm shutters, structural modifications, track and field repairs, trash compactors, walls and windows.

Transfer to the General Fund for maintenance, renovation, and repairs

### **MOTOR VEHICLE PURCHASES**

Purchase of 32 school buses; purchase of motor vehicles used for the maintenance or operation of plants

### **NEW AND REPLACEMENT EQUIPMENT, COMPUTER AND DEVICE HARDWARE AND OPERATING SYSTEM SOFTWARE NECESSARY FOR GAINING ACCESS TO OR ENHANCING THE USE OF ELECTRONIC AND DIGITAL INSTRUCTIONAL CONTENT AND RESOURCES, AND ENTERPRISE RESOURCE SOFTWARE**

Purchase of district-wide furniture, equipment, technology, computers and tablets

Enterprise resource software acquired via purchase/license/maintenance fees or lease agreements

### **PAYMENTS FOR EDUCATIONAL FACILITIES AND SITES DUE UNDER A LEASE-PURCHASE AGREEMENT**

Annual master lease payments for various facilities, renovations

Debt service on certificates of participation

### **PAYMENTS FOR RENTING AND LEASING EDUCATIONAL FACILITIES AND SITES**

Elementary school at Bellalago, district-wide educational facilities

### **PAYMENTS OF COSTS OF COMPLIANCE WITH ENVIRONMENTAL STATUTES, RULES AND REGULATIONS**

Removal of hazardous waste

### **PAYMENT OF PREMIUMS FOR PROPERTY AND CASUALTY INSURANCE NECESSARY TO INSURE THE EDUCATIONAL AND ANCILLARY PLANTS OF THE SCHOOL DISTRICT**

Insurance premiums on district facilities

### **PAYMENTS OF COST OF LEASING RELOCATABLE EDUCATIONAL FACILITIES**

Leasing of portable buildings

### **PAYMENTS OF COSTS OF OPENING DAY COLLECTION FOR LIBRARY MEDIA CENTER**

New construction

All concerned citizens are invited to a public hearing to be held on July 28, 2020, at 5:30 p.m. at:

School District of Osceola County Administration Center

817 Bill Beck Boulevard

Kissimmee, FL 34744

**A DECISION on the proposed CAPITAL OUTLAY TAXES will be made at this hearing.**

# General Fund

# FUND 100

## GENERAL FUND BUDGET

This fund is often referred to as the Operating Budget.

The major revenue sources for the General Fund are the Florida Education Finance Program (FEFP) and local discretionary taxes. Other significant revenue sources are Medicaid, Workforce Development, Voluntary Pre-Kindergarten, and transfers from the Capital Projects Fund.

Appropriations include most of the District's salaries and benefits, utilities, supplies, technology, transportation costs, and other operating expenses. The District has more discretion in appropriating General Fund revenues than other funds. However, even within the General Fund, much of the revenue is restricted for specified purposes (e.g., Reading, Supplemental Academic Instruction, Safe Schools, Mental Health, Teachers Classroom Supply Assistance Program, School Recognition).

Fund balances in the General Fund are the District's reserves against revenue shortfalls, emergencies, and other unplanned needs.

**THE SCHOOL DISTRICT OF OSCEOLA COUNTY, FL**  
**GENERAL FUND LONG RANGE FORECAST**

	2018-19	2019-20	2020-21	2021-22	2022-23
1 % Change in FEFP Funding per Student	2.08%	2.74%	1.84%	0.00%	0.00%
2 Beginning Fund Balance	68.4	68.9	75.3	80.6	75.5
3 Revenues	537.4	550.7	572.3	575.6	579.0
4 Projected Expenditures	536.8	544.4	567.0	580.6	578.9
5 Operating Surplus/(Deficit)	0.5	6.4	5.3	-5.1	0.0
<b>6 Total Ending Fund Balance</b>	<b>68.9</b>	<b>75.3</b>	<b>80.6</b>	<b>75.5</b>	<b>75.5</b>
<b>Ending Fund Balance by Category:</b>					
7 Nonspendable	2.4	3.0	3.0	3.0	3.0
8 Restricted	15.4	17.3	15.3	15.3	15.3
9 Assigned	6.9	9.9	15.2	10.1	5.1
10 Unassigned 6% Board Policy Reserve	32.2	33.0	34.3	34.5	34.7
11 Unassigned	12.0	12.1	12.8	12.6	17.4
<b>12 Total Ending Fund Balance</b>	<b>68.9</b>	<b>75.3</b>	<b>80.6</b>	<b>75.5</b>	<b>75.5</b>
13 Financial Condition Ratio *	9.5%	10.1%	11.0%	9.9%	9.9%

**Assumptions:**

- FTE student growth of 1% in FY 2022 and FY 2023
- No increase in per student funding for FY 2022 and 2023

**THE SCHOOL DISTRICT OF OSCEOLA COUNTY, FL**

**GENERAL FUND BUDGET SUMMARY**

Fiscal Year Ending June 30, 2021

As of the Second Calculation

<b>BEGINNING FUND BALANCE</b>			
1	Non-spendable - Inventory	3,012,696	
2	Restricted for State Categorical Programs	9,180,791	
3	Restricted for Other Grants and Programs	8,096,818	
4	Assigned for Contract Commitments	1,607,768	
5	Assigned for Carryover Appropriations	3,475,335	
6	Assigned for Projected Operating Deficit	4,807,720	
7	Unassigned - 6% Minimum per Board	33,000,000	
8	Unassigned Fund Balance	<u>12,177,782</u>	
9	<b>Total Beginning Fund Balance</b>	<u><u>75,358,910</u></u>	
<b>ESTIMATED REVENUES</b>			
10	Florida Education Finance Program	0310	300,506,445 52.5%
11	District School Taxes	0411	147,463,540 25.8%
12	Class Size Reduction	0355	76,538,873 13.4%
13	Transfer From Capital Projects	0630	23,030,390 4.0%
14	Workforce Development	0315	7,200,085 1.3%
15	Miscellaneous Local	049?	4,677,037 0.8%
16	Child Care Fees	047?	3,617,960 0.6%
17	Voluntary Pre-K Program	0371	2,625,000 0.5%
18	Medicaid Reimbursement	0202	2,000,000 0.3%
19	Adult Education Fees	046?	1,650,000 0.3%
20	Interest On Investments	043?	750,000 0.1%
21	Rent/ Facilities Use Fees	0425	628,400 0.1%
22	R.O.T.C.	0191	495,000 0.1%
23	Gifts, Grants, and Bequests	0440	473,485 0.1%
24	State License Tax	0343	165,000 0.0%
25	Workforce Performance Based Incentives	0317	159,000 0.0%
26	Insurance Loss Recovery	0741	125,000 0.0%
27	Tax Redemptions	0421	75,000 0.0%
28	Miscellaneous State	0399	67,520 0.0%
29	CO&DS Withheld For Admin Expense	0323	37,500 0.0%
30	School Recognition Funds	0361	- 0.0%
31	Discretionary Lottery	0344	- 0.0%
32	Misc Federal through State	0299	- 0.0%
31	Transfer from Special Revenue	0640	- 0.0%
32	<b>Total Estimated Revenues</b>		<u><u>572,285,235</u></u> 100.0%
<b>APPROPRIATIONS</b>			
33	Salaries and Benefits	1	354,263,922 62.5%
34	Charter & Choice Schools	2	114,917,396 20.3%
35	Categoricals/Restricted Programs	3	36,671,997 6.5%
36	Line Items Non-Salary	4	20,044,307 3.5%
37	Utilities and Fuel	5	15,047,000 2.7%
38	School and Department Non-Salary	6	13,908,659 2.5%
39	Family Empowerment Scholarship Program	7	6,984,163 1.2%
40	Holdback - Undistributed FTE	8	5,171,730 0.9%
41	McKay Scholarship Program	9	- 0.0%
42	<b>Current Appropriations</b>		<u><u>567,009,174</u></u> 100.0%
43	Projected Operating Surplus/(Deficit)		<u>5,276,061</u>
44	Carryover Appropriations		<u>22,360,713</u>
45	<b>Total Appropriations</b>		<u><u>589,369,887</u></u>
<b>PROJECTED ENDING FUND BALANCE</b>			
46	Non Spendable - Inventory	3,012,696	
47	Restricted for State Categorical Programs	-	
48	Restricted for Other Grants and Programs	-	
49	Assigned for Contract Commitments	-	
50	Assigned for Carryover Appropriations	-	
51	Assigned for Projected Operating Deficit	-	
52	Unassigned - 6% Reserve per Board	34,300,000	
53	Unassigned Fund Balance	<u>20,961,562</u>	
54	<b>Total Projected Ending Fund Balance</b>	<u><u>58,274,258</u></u>	

**THE SCHOOL DISTRICT OF OSCEOLA COUNTY, FL**  
**GENERAL FUND - ESTIMATED REVENUES AND BEGINNING FUND BALANCE**

Source	ACCT. NO.	2020-21 Tentative	2019-20 Budget	Difference
<b>FEDERAL:</b>				
ROTC	191	495,000.00	480,933.00	14,067.00
Medicaid Reimbursement	202	2,000,000.00	2,500,000.00	(500,000.00)
Total Federal		2,495,000.00	2,980,933.00	(485,933.00)
<b>STATE:</b>				
Florida Education Finance Program*	310	300,506,445.00	294,801,152.00	5,705,293.00
Workforce Development	315	7,200,085.00	6,663,695.00	536,390.00
Workforce Development Performance Incentives	317	159,000.00	140,000.00	19,000.00
CO & DS Withheld for Administrative Expense	323	37,500.00	37,500.00	-
State License Tax	343	165,000.00	165,000.00	-
Discretionary Lottery Funds	344	-	236,712.00	(236,712.00)
Class Size Reduction	355	76,538,873.00	74,820,167.00	1,718,706.00
School Recognition Funds	361	-	1,352,819.00	(1,352,819.00)
Voluntary Prekindergarten	371	2,625,000.00	2,680,223.00	(55,223.00)
Miscellaneous State*	399	67,520.00	223,122.00	(155,602.00)
Total State		387,299,423.00	381,120,390.00	6,179,033.00
<b>LOCAL:</b>				
District School Tax - RLE	411	122,538,748.00	118,252,408.00	4,286,340.00
- Prior Period Adjustment	411	553,884.00	237,455.00	316,429.00
- Discretionary	411	24,370,908.00	22,202,008.00	2,168,900.00
Tax Redemptions	421	75,000.00	120,000.00	(45,000.00)
Facility Use Fees/Rent	425	628,400.00	613,400.00	15,000.00
Interest, Including Profit on Investments	43X	750,000.00	750,000.00	-
Gifts, Grants, & Bequests*	440	473,484.60	528,182.86	(54,698.26)
Adult Education Fees	46X	1,650,000.00	1,700,000.00	(50,000.00)
Pre-K Early Intervention Fees	472	417,960.00	363,528.00	54,432.00
School Aged Child Care Fees	473	3,200,000.00	3,200,000.00	-
Bus Fees	491	20,000.00	20,000.00	-
Bus Fees School Activities	492	50,000.00	100,000.00	(50,000.00)
Sale of Surplus Property	493	100,000.00	100,000.00	-
Federal Indirect Cost	494, 499	1,250,000.00	1,250,000.00	-
Miscellaneous Local Sources*	495	3,257,037.04	3,735,234.59	(478,197.55)
Refund of Prior Year's Expenditure	497	-	-	-
Lost and Damaged Textbooks	498	-	-	-
Insurance Loss Recovery	741	125,000.00	125,000.00	-
Total Local		159,460,421.64	153,297,216.45	6,163,205.19
<b>OTHER SOURCES:</b>				
Transfers In*	6X0	23,030,390.00	16,192,264.00	6,838,126.00
Total Other Sources		23,030,390.00	16,192,264.00	6,838,126.00
<b>TOTAL EST REVENUE &amp; OTHER SOURCES</b>		572,285,234.64	553,590,803.45	18,694,431.19
<b>FUND BALANCE AT BEGINNING OF YEAR:</b>				
Nonspendable - Inventory	2711	3,012,695.93	2,425,554.94	587,140.99
Restricted for State Categorical Programs **	2723	9,180,791.19	9,808,933.72	(628,142.53)
Restricted for Other Grants and Programs **	2729	8,096,818.28	5,620,928.96	2,475,889.32
Assigned for Contract Commitments **	2749	1,607,767.99	688,481.64	919,286.35
Assigned for Carryover Appropriations **	2749	3,475,335.08	6,165,390.24	(2,690,055.16)
Assigned for Projected Operating Deficit	2749	4,807,719.70	-	4,807,719.70
Unassigned - 6% Minimum per Board	2750	33,000,000.00	32,200,000.00	800,000.00
Unassigned	2750	12,177,781.53	12,041,899.58	135,881.95
Total Beginning Fund Balance	27XX	75,358,909.70	68,951,189.08	6,407,720.62
<b>TOTAL EST REVENUE AND BEGINNING FD BAL</b>		647,644,144.34	622,541,992.53	25,102,151.81

\* See Detail

\*\* Included in Carryover Appropriations

**THE SCHOOL DISTRICT OF OSCEOLA COUNTY, FL**  
**GENERAL FUND - ESTIMATED REVENUE DETAIL**

Object Number	Source	SubSource	Project Number	2020-21 Tentative	2019-20 Budget	Difference
310	Florida Education Finance Prog	Best and Brightest Allocation		-	6,753,668.00	(6,753,668.00)
310	Florida Education Finance Prog	Digital Learning Allocation		117,504.00	296,281.00	
310	Florida Education Finance Prog	Discretionary Tax Compression		17,047,178.00	16,400,838.00	646,340.00
310	Florida Education Finance Prog	DJJ Supplement		68,396.00	83,343.00	(14,947.00)
310	Florida Education Finance Prog	ESE Guarantee		21,482,367.00	20,552,909.00	929,458.00
310	Florida Education Finance Prog	Funding Compression Allocation		3,650,956.00	4,712,261.00	(1,061,305.00)
310	Florida Education Finance Prog	Instructional Materials		6,145,009.00	6,046,038.00	98,971.00
310	Florida Education Finance Prog	Mental Health Allocation		2,418,018.00	1,774,063.00	643,955.00
310	Florida Education Finance Prog	Reading		3,056,613.00	3,032,193.00	24,420.00
310	Florida Education Finance Prog	Safe Schools		3,768,698.00	3,683,427.00	85,271.00
310	Florida Education Finance Prog	Supplemental Academic Instruction		15,701,357.00	15,310,682.00	390,675.00
310	Florida Education Finance Prog	Teacher Salary Allocation		12,106,399.00	-	12,106,399.00
310	Florida Education Finance Prog	Teacher Classroom Supply Assistance		1,353,887.00	1,338,840.00	15,047.00
310	Florida Education Finance Prog	Transportation		12,236,144.00	11,870,543.00	365,601.00
310	Florida Education Finance Prog	Unrestricted FEFP		201,353,919.00	202,946,066.00	(1,592,147.00)
310	Florida Education Finance Prog	Virtual Education Contribution		-	-	-
<b>Total Florida Education Finance Prog</b>				<b>300,506,445.00</b>	<b>294,801,152.00</b>	<b>5,884,070.00</b>
399	Misc State	Criminal Justice Grant	13629X1	67,520.00	66,560.00	960.00
399	Misc State	District Instr Leadership & Fac Dev	13616X1	-	156,562.00	(156,562.00)
<b>Total Misc State</b>				<b>67,520.00</b>	<b>223,122.00</b>	<b>(155,602.00)</b>
440	Gifts/Grants	Mycfe4schools Prog Donations	1400091	25,000.00	25,000.00	-
440	Gifts/Grants	American Institute for Research	1460301	175,000.00	-	175,000.00
440	Gifts/Grants	Valencia Foundation-CFEED	14624X1	-	239,700.00	(239,700.00)
440	Gifts/Grants	Valencia Readiness/Transition	14626XX	273,484.60	263,482.86	10,001.74
<b>Total Gifts/Grants</b>				<b>473,484.60</b>	<b>528,182.86</b>	<b>(54,698.26)</b>
495	Misc Local	Advertising Revenue	1400451	-	150,000.00	(150,000.00)
495	Misc Local	ALCO Salary Reimbursement - Osc Cnty Jail	1400041	15,000.00	-	15,000.00
495	Misc Local	Bellalago Management Fee	1009011	1,000,000.00	1,000,000.00	-
495	Misc Local	Dell Purchase Rebates	1400071	200,000.00	150,000.00	50,000.00
495	Misc Local	Dori Slosberg Traffic Educ Fnd	1400141	175,000.00	230,000.00	(55,000.00)
495	Misc Local	Educ Liaison Salary-CBC Of CFL	1400169	54,897.46	56,089.75	(1,192.29)
495	Misc Local	Employee Childcare	1900801	30,000.00	5,000.00	25,000.00
495	Misc Local	E-Rate Network	1101651	992,000.00	1,221,624.00	(229,624.00)
495	Misc Local	FDLRS-IDEA	1260601	30,000.00	30,000.00	-
495	Misc Local	Fiscal Agent Fee	1400111	40,000.00	40,000.00	-
495	Misc Local	OCEA President's Salary Reimbursement	1461701	85,139.58	97,520.84	(12,381.26)
495	Misc Local	P-Card Rebates	1400331	400,000.00	500,000.00	(100,000.00)
495	Misc Local	Promotions/Pub Rel-Waste Serv	1400201	200,000.00	220,000.00	(20,000.00)
495	Misc Local	Salaries Reimb From Internal	1000201	35,000.00	35,000.00	-
<b>Total Misc Local</b>				<b>3,257,037.04</b>	<b>3,735,234.59</b>	<b>(478,197.55)</b>
630	Transfers from Capital	Charter Capital (PECO)	1350314	7,399,013.00	6,474,530.00	924,483.00
630	Transfers from Capital	Maintenance (95% FUNC 8100)	1093401	8,470,997.00	7,617,734.00	853,263.00
630	Transfers from Capital	Other Maintenance Line Items	1010000	2,112,000.00	-	2,112,000.00
630	Transfers from Capital	Portable Rental	1932301	2,100,000.00	2,100,000.00	-
630	Transfers from Capital	Property Casualty Insurance	1010731	2,948,380.00	-	2,948,380.00
<b>Total Transfers from Capital</b>				<b>23,030,390.00</b>	<b>16,192,264.00</b>	<b>6,838,126.00</b>



**THE SCHOOL DISTRICT OF OSCEOLA COUNTY, FL**  
**GENERAL FUND - APPROPRIATIONS AND ENDING FUND BALANCE**

Use	ACCT. NO.	2020-21 Tentative	2019-20 Budget	Difference
<b>APPROPRIATIONS</b>				
Instruction	5000	390,396,307.84	380,287,678.27	10,108,629.57
Pupil Personnel Services	6100	28,316,741.33	28,370,895.06	(54,153.73)
Instructional Media Services	6200	5,404,030.08	5,324,640.06	79,390.02
Instructional & Curriculum Development Services	6300	15,060,040.36	15,218,383.16	(158,342.80)
Instructional Staff Training Services	6400	7,099,837.94	6,625,922.47	473,915.47
Instruction Related Technology	6500	4,901,842.23	4,945,699.92	(43,857.69)
Board of Education	7100	1,499,362.40	1,309,687.47	189,674.93
General Administration	7200	1,866,189.86	1,890,132.84	(23,942.98)
School Administration	7300	25,226,171.88	25,475,065.99	(248,894.11)
Facilities Acquisition & Construction	7400	5,633,210.65	5,692,138.42	(58,927.77)
Fiscal Services	7500	2,408,782.84	2,428,968.38	(20,185.54)
Food Services	7600	218,685.51	221,096.21	(2,410.70)
Central Services	7700	9,172,758.81	8,669,691.81	503,067.00
Pupil Transportation Services	7800	24,684,080.20	24,899,794.10	(215,713.90)
Operation of Plant	7900	40,485,702.93	39,123,883.37	1,361,819.56
Maintenance of Plant	8100	11,386,798.30	11,195,790.27	191,008.03
Administrative Technology Services	8200	6,426,201.23	6,061,528.75	364,672.48
Community Services	9100	9,183,142.36	6,542,832.84	2,640,309.52
Debt Service	9200	-	-	-
Total Appropriations		<u>589,369,886.75</u>	<u>574,283,829.39</u>	<u>15,086,057.36</u>
<b>OTHER USES:</b>				
Transfers Out	9700	-	-	-
Total Other Financing Uses		<u>-</u>	<u>-</u>	<u>-</u>
<b>CURRENT APPROPRIATIONS AND OTHER USES</b>		<u>589,369,886.75</u>	<u>574,283,829.39</u>	<u>15,086,057.36</u>
<b>ESTIMATED REVENUES LESS CURRENT APPROPRIATIONS</b>		<u>5,276,060.43</u>	<u>1,590,708.62</u>	<u>3,685,351.81</u>
<b>ESTIMATED REVENUES LESS TOTAL APPROPRIATIONS</b>		<u>(17,084,652.11)</u>	<u>(20,693,025.94)</u>	<u>3,608,373.83</u>
<b>FUND BALANCE AT END OF YEAR:</b>				
Nonspendable - Inventory	2711	3,012,695.93	2,425,554.94	587,140.99
Restricted for State Categorical Programs **	2723	-	-	-
Restricted for Other Grants and Programs **	2729	-	-	-
Assigned for Contract Commitments **	2749	-	-	-
Assigned for Carryover Appropriations **	2749	-	-	-
Assigned for Projected Operating Deficit	2749	-	-	-
Unassigned - 6% Minimum per Board	2750	34,300,000.00	33,200,000.00	1,100,000.00
Unassigned	2750	20,961,561.66	12,632,608.20	8,328,953.46
Total Ending Fund Balance	27XX	<u>58,274,257.59</u>	<u>48,258,163.14</u>	<u>10,016,094.45</u>
<b>TOTAL APPROPRIATIONS AND ENDING FUND BAL</b>		<u>647,644,144.34</u>	<u>622,541,992.53</u>	<u>25,102,151.81</u>

**THE SCHOOL DISTRICT OF OSCEOLA COUNTY, FL**  
**SUPPLEMENTAL ACADEMIC INSTRUCTION (SAI) FUNDING - 2020-21**

Description	ACCT. NO.	2020-21		
		New Funding	Estimated Carryover	Total Funding
<b>ESTIMATED REVENUE:</b>				
Supplemental Academic Instruction (SAI) - FEFP	310	15,701,357.00	600,000.00	16,301,357.00
<b>TOTAL ESTIMATED REVENUE</b>		<b>15,701,357.00</b>	<b>600,000.00</b>	<b>16,301,357.00</b>
<b>APPROPRIATIONS:</b>				
Holdbacks				
Charter School Allocations	1700004/D	3,139,617.00	-	3,139,617.00
McKay Scholarship Deduction	1700004/K	208,489.00	-	208,489.00
Family Empowerment Scholarship Deduction	1700004/F	330,448.76	-	330,448.76
Undist FTE Holdback	1700004/U	123,381.00	-	123,381.00
SAI Reserves	1700005/U	2,661,536.32	-	2,661,536.32
Total Holdbacks		6,463,472.08	-	6,463,472.08
Salaries				
SAI - Lapse	1700008	(200,000.00)	-	(200,000.00)
SAI Salaries	1700009	6,027,915.86	-	6,027,915.86
Reading Coach Salaries	1710009	1,292,213.85	-	1,292,213.85
Impact Lab Teacher Salaries	1720009	616,978.88	-	616,978.88
IB Program Salaries - CHS, GHS, PWMS	1760129	183,816.07	-	183,816.07
Total Salaries		7,920,924.66	-	7,920,924.66
Non-salary Program Allocations				
SAI RESERVES	1700001	(0.00)	489,699.26	489,699.26
REMEDICATION-ELEMENTARY	1730011	77,400.00	-	77,400.00
REMEDICATION-MIDDLE	1730021	107,100.00	-	107,100.00
REMEDICATION-HIGH	1730031	129,600.00	-	129,600.00
SUMMER BRIDGE-STEAM ELEMENTARY	1740041	18,000.00	-	18,000.00
SUMMER ENRICHMENT - HS	1740051	54,000.00	-	54,000.00
SUMMER ENRICHMENT - MS	1740061	54,000.00	-	54,000.00
FINE ARTS ENHANCEMENT	1760511	30,989.26	7,010.74	38,000.00
CTE VOCATIONAL PROGRAM SUPPORT	1760801	193,500.00	-	193,500.00
SAT 10 GRADE 3 TESTING	1760901	-	20,790.00	20,790.00
ELEM CURRICULUM SUPPORT	1761011	235,987.00	-	235,987.00
MIDDLE SCHOOL CURRICULUM SUPPORT	1761021	155,611.00	-	155,611.00
HIGH SCHOOL CURRICULUM SUPPORT	1761031	131,773.00	-	131,773.00
OSC DUKE TIP COURSES	1761121	-	6,000.00	6,000.00
GIFTED EDUCATION K-12 (PD)	1762111	111,000.00	-	111,000.00
TEXTBOOK ADOPTION K12 (COMBINED ELEM,MID, HIGH)	1762411	-	5,000.00	5,000.00
COLLEGE/CAREER COUNSELING	1763221	-	6,000.00	6,000.00
ELEMENTARY AND MIDDLE SCHOOL IB SUPPORT	1763941	-	5,000.00	5,000.00
ODYSSEY OF THE MIND	1763951	-	40,000.00	40,000.00
PLC - K-12	1790301	-	3,500.00	3,500.00
ESOL SUMMER MONITORING	1790401	18,000.00	-	18,000.00
REAL LIFE ACADEMIC EXPERIENCE	1790721	-	16,000.00	16,000.00
ROTC - SAI	1790911	-	1,000.00	1,000.00
Total Non-salary Program Allocations		1,316,960.26	600,000.00	1,916,960.26
<b>TOTAL APPROPRIATIONS</b>		<b>15,701,357.00</b>	<b>600,000.00</b>	<b>16,301,357.00</b>

**THE SCHOOL DISTRICT OF OSCEOLA COUNTY, FL**

**READING ALLOCATION FUNDING - 2020-21**

Description	ACCT. NO.	2020-21		
		New Funding	Estimated Carryover	Total
<b>ESTIMATED REVENUE:</b>				
Reading Categorical - FEEP	310	3,056,613.00	375,645.51	3,432,258.51
<b>TOTAL ESTIMATED REVENUE</b>		<b>3,056,613.00</b>	<b>375,645.51</b>	<b>3,432,258.51</b>
<b>APPROPRIATIONS:</b>				
Holdbacks				
Charter School Allocations	1800004	615,844.00	-	615,844.00
Family Empowerment Scholarship	1800004	64,284.00	-	64,284.00
Undist FTE Holdback	1800004	24,002.00	-	24,002.00
Reserves	1800005	50,581.68	-	50,581.68
Total Holdbacks		754,711.68	-	754,711.68
Salaries				
Reading Coach Salaries	1800009	2,027,118.55	-	2,027,118.55
Total Salaries		2,027,118.55	-	2,027,118.55
Non-salary Program Allocations				
Other Reading Programs (Reserve)	1800001	102,724.12	50,689.48	153,413.60
Summer Reading Camp-Grade 3	1810011	50,000.00	30,000.00	80,000.00
ELA Materials-Elementary	1810111	45,000.00	-	45,000.00
Methods of Writing-Elementary	1830011	77,058.65	65,455.03	142,513.68
ELA Curriculum Support - Elementary	1830111	-	84,500.00	84,500.00
ELA Curriculum Support - Middle School	1830121	-	60,501.00	60,501.00
ELA Curriculum Support - High School	1830131	-	70,500.00	70,500.00
Sunshine State Readers - Elementary	1831011	-	6,000.00	6,000.00
Sunshine State Readers - Middle School	1831021	-	4,000.00	4,000.00
Sunshine State Readers - High School	1831031	-	4,000.00	4,000.00
AVID K-12	1832221	-	-	-
Total Program Allocations		274,782.77	375,645.51	650,428.28
<b>TOTAL APPROPRIATIONS</b>		<b>3,056,613.00</b>	<b>375,645.51</b>	<b>3,432,258.51</b>

**THE SCHOOL DISTRICT OF OSCEOLA COUNTY, FL**

**SAFE SCHOOL FUNDING - 2020-21**

Description	SROs	1514501 FEFP SAFE SCHOOLS	1016271 LINE ITEM SUPPLEMENT	TOTAL COST
<b>ESTIMATED FUNDING:</b>				
New Funding		3,768,698.00	243,535.00	4,012,233.00
Carryover		449,199.85	0.00	449,199.85
<b>TOTAL ESTIMATED FUNDING</b>		<b>4,217,897.85</b>	<b>243,535.00</b>	<b>4,461,432.85</b>
<b>APPROPRIATIONS:</b>				
<b>Holdbacks</b>				
Undist FTE Holdback		29,313.00	0.00	29,313.00
McKay Scholarship Deduction		0.00	0.00	0.00
<b>Total Holdbacks</b>	<b>0.00</b>	<b>29,313.00</b>	<b>0.00</b>	<b>29,313.00</b>
Charter Undist FTE Holdback		29,313.00	0.00	29,313.00
Charter Distribution		741,375.00	0.00	741,375.00
Charter School Allocations	25.00	<b>770,688.00</b>	<b>0.00</b>	<b>770,688.00</b>
<b>Salaries</b>				
Director		0.00	129,348.12	129,348.12
Coordinator		0.00	105,373.68	105,373.68
		<b>0.00</b>	<b>234,721.80</b>	<b>234,721.80</b>
<b>School Resource Officers - St. Cloud Police Dept</b>				
Canoe Creek Elementary	1	45,000.00	0.00	45,000.00
Lakeview Elementary	1	45,000.00	0.00	45,000.00
Michigan Avenue Elementary	1	45,000.00	0.00	45,000.00
Neptune Elementary	1	45,000.00	0.00	45,000.00
St. Cloud Elementary	1	45,000.00	0.00	45,000.00
St. Cloud High	2	90,000.00	0.00	90,000.00
St. Cloud Middle	1	45,000.00	0.00	45,000.00
Floater	1	45,000.00	0.00	45,000.00
Supervisor SRO	1	45,000.00	0.00	45,000.00
<b>Total St. Cloud Police Dept</b>	<b>10</b>	<b>450,000.00</b>	<b>0.00</b>	<b>450,000.00</b>
<b>School Resource Officers - Kissimmee Police Dept</b>				
Central Avenue Elementary	1	45,000.00	0.00	45,000.00
Cypress Elementary	1	45,000.00	0.00	45,000.00
Denn John Middle	1	45,000.00	0.00	45,000.00
Flora Ridge Elementary	1	45,000.00	0.00	45,000.00
Highlands Elementary	1	45,000.00	0.00	45,000.00
Kissimmee Elementary	1	45,000.00	0.00	45,000.00
Kissimmee Middle	1	45,000.00	0.00	45,000.00
Mill Creek Elementary	1	45,000.00	0.00	45,000.00
Osceola High	2	90,000.00	0.00	90,000.00
Thacker Avenue Elementary	1	45,000.00	0.00	45,000.00
Sergeants	1	45,000.00	0.00	45,000.00
Floater (SDOC Commitment for the new SY)	1	45,000.00	0.00	45,000.00
<b>Total Kissimmee Police Dept</b>	<b>13</b>	<b>585,000.00</b>	<b>0.00</b>	<b>585,000.00</b>
<b>School Resource Officers - Osceola County Sheriff</b>				
Boggy Creek Elementary	1	45,000.00	0.00	45,000.00
Celebration High	2	90,000.00	0.00	90,000.00
Celebration K-8	1	45,000.00	0.00	45,000.00
Chestnut Elementary	1	45,000.00	0.00	45,000.00
Deerwood Elementary	1	45,000.00	0.00	45,000.00
Discovery 6-8	1	45,000.00	0.00	45,000.00
East Lake Elementary	1	45,000.00	0.00	45,000.00
Gateway High	2	90,000.00	0.00	90,000.00
Harmony Community	1	45,000.00	0.00	45,000.00
Harmony Middle	1	45,000.00	0.00	45,000.00
Harmony High	2	90,000.00	0.00	90,000.00
Hickory Tree Elementary	1	45,000.00	0.00	45,000.00
Horizon Middle	1	45,000.00	0.00	45,000.00
Koa Elementary	1	45,000.00	0.00	45,000.00
Liberty High	2	90,000.00	0.00	90,000.00
Narcoossee Elementary	1	45,000.00	0.00	45,000.00
Narcoossee Middle	1	45,000.00	0.00	45,000.00
Neocity Academy	1	45,000.00	0.00	45,000.00

**THE SCHOOL DISTRICT OF OSCEOLA COUNTY, FL**

**SAFE SCHOOL FUNDING - 2020-21**

Description	SROs	1514501 FEFP SAFE SCHOOLS	1016271 LINE ITEM SUPPLEMENT	TOTAL COST
Neptune Middle	1	45,000.00	0.00	45,000.00
New Beginnings	1	45,000.00	0.00	45,000.00
Osceola County School for the Arts	2	90,000.00	0.00	90,000.00
Parkway Middle	1	45,000.00	0.00	45,000.00
Partin Settlement Elementary	1	45,000.00	0.00	45,000.00
PATHS	1	45,000.00	0.00	45,000.00
Pleasant Hill Elementary	1	45,000.00	0.00	45,000.00
Poinciana Academy Of Fine Arts	1	45,000.00	0.00	45,000.00
Poinciana High	2	90,000.00	0.00	90,000.00
Reedy Creek Elementary	1	45,000.00	0.00	45,000.00
Sunrise Elementary	1	45,000.00	0.00	45,000.00
Tohopekaliga High School	2	90,000.00	0.00	90,000.00
Ventura Elementary	1	45,000.00	0.00	45,000.00
Westside K-8	1	45,000.00	0.00	45,000.00
Zenith	1	45,000.00	0.00	45,000.00
Sergeants/Floaters	7	315,000.00	0.00	315,000.00
Incidentals/Training/Mutuallink/Miscellaneous	0	267,896.85	8,813.20	276,710.05
<b>Total Osceola County Sheriff</b>	<b>47</b>	<b>2,382,896.85</b>	<b>8,813.20</b>	<b>2,391,710.05</b>
<b>Total Traditional Schools</b>	<b>70</b>	<b>3,417,896.85</b>	<b>243,535.00</b>	<b>3,661,431.85</b>
<b>TOTAL APPROPRIATIONS</b>	<b>95</b>	<b>4,217,897.85</b>	<b>243,535.00</b>	<b>4,461,432.85</b>

**THE SCHOOL DISTRICT OF OSCEOLA COUNTY, FL**

**MENTAL HEALTH ALLOCATION - 2020-21**

Description	2020-21		
	New Funding	Estimated Carryover	Total
<b>ESTIMATED FUNDING:</b>	2,418,018.00	252,926.75	2,670,944.75
<b>TOTAL ESTIMATED FUNDING</b>	<b>2,418,018.00</b>	<b>252,926.75</b>	<b>2,670,944.75</b>
<b>APPROPRIATIONS:</b>			
Holdbacks			
Undist FTE	18,987.00	0.00	18,987.00
<b>Total Holdbacks</b>	<b>18,987.00</b>	<b>0.00</b>	<b>18,987.00</b>
<b>Charter School Allocations</b>			
Charter	483,160.00	0.00	483,160.00
<b>Total Charter School Allocations</b>	<b>483,160.00</b>	<b>0.00</b>	<b>483,160.00</b>
<b>District School Allocations</b>			
Salaries - Schl Soc Workers & Psychologists	1,224,314.69	0.00	1,224,314.69
Contracted Services and Other Non-salary	691,556.31	252,926.75	944,483.06
<b>Total District School Allocations</b>	<b>1,915,871.00</b>	<b>252,926.75</b>	<b>2,168,797.75</b>
<b>TOTAL APPROPRIATIONS</b>	<b>2,418,018.00</b>	<b>252,926.75</b>	<b>2,670,944.75</b>

**THE SCHOOL DISTRICT OF OSCEOLA COUNTY, FL**  
**2020-21 RECOMMENDED LINE ITEM ALLOCATIONS**

LINE	ADMINISTRATOR	PROJECT	DESCRIPTION	FUNDING	2019-20 BUDGET	2020-21	
						RECOMMENDED FUNDING	INCREASE/DECREASE
1	ARBY CREACH	1014911	DOT PHYSICALS	FEFP	0.00	60,000.00	60,000.00
2		1015481	TRANSPORTATION SUMMER PAY	FEFP	100,000.00	50,000.00	(50,000.00)
3		1015591	TRANSP RADIO COMMUNICATIONS	FEFP	116,000.00	81,625.00	(34,375.00)
4		1016491	TRANSPORTATION ROUTING MANAGEMENT SYSTEM	FEFP	80,000.00	88,000.00	8,000.00
5		1017241	ALC SCHOOLS TRANSPORTATION	FEFP	0.00	50,000.00	50,000.00
6		1017251	FIELD TRIP SOFTWARE	FEFP	0.00	19,900.00	19,900.00
7	CHUNDRA EVENS	1010521	RENTAL OF FACILITIES (GRAD)	FEFP	86,500.00	92,970.00	6,470.00
8		1010871	CERTIFIED ATHLETIC TRAINING	FEFP	20,000.00	20,000.00	0.00
9		1011521	ATHLETIC OFFICIALS & REFEREES	FEFP	160,000.00	200,000.00	40,000.00
10		1015261	MIDDLE SCHOOL ATHLETICS	FEFP	75,000.00	75,000.00	0.00
11		1015441	POOL RENTAL AND HEATING	FEFP	45,000.00	50,000.00	5,000.00
12		1015551	WEATHER MONITORING	FEFP	19,410.00	15,000.00	(4,410.00)
13		1015621	SUMMER OPS - ATHLETIC DIRECTORS	FEFP	22,700.00	13,000.00	(9,700.00)
14		1016301	GIFTED CONSULTANT SERVICES	FEFP	50,000.00	0.00	(50,000.00)
15		1016771	COLLEGE BOARD AP/SAT	FEFP	22,968.00	0.00	(22,968.00)
16		1016971	CONCUSSIONS	FEFP	14,000.00	15,600.00	1,600.00
17		1017121	ATHLETIC CAAP CERTIFICATION SOFTWARE	FEFP	45,000.00	40,000.00	(5,000.00)
18	1017131	ATHLETICS ECG STUDY	FEFP	8,000.00	4,000.00	(4,000.00)	
19	1017191	SUPPLEMENTAL MATH INSTRUCTION	FEFP	426,000.00	0.00	(426,000.00)	
20	1017261	HIGH SCHOOL CURRICULUM PROFESSIONAL DEVELOPMENT	FEFP	0.00	16,000.00	16,000.00	
21	DANA SCHAFFER	1011501	PUBLICATIONS & ADVERTISING	LOCAL	50,000.00	50,000.00	0.00
22		1014771	WEBSITE, MOBILE APP, AND EMERGENCY NOTIFICATION SYSTEM	FEFP	142,811.00	69,872.00	(72,939.00)
23		1014921	CRIMINAL HISTORY	FEFP	53,000.00	53,000.00	0.00
24		1016741	BUSINESS PARTNERS LUNCHEON	LOCAL	14,000.00	14,000.00	0.00
25		1017011	LET'S TALK ONLINE SERVICE	FEFP	154,000.00	154,000.00	0.00
26	1017221	REMIND101	FEFP	97,774.25	104,303.00	6,528.75	
27	DARYLA BUNGO	1016391	PSYCHOEDUCATIONAL EVALUATION INSTRUMENTS PROTOCOLS	FEFP	69,000.00	43,904.00	(25,096.00)
28	EDWARD PARKER	1010471	OVERTIME FOR FACIL SET-UP	FEFP	10,000.00	10,000.00	0.00
29		1010501	POSTAGE & UPS-CO	FEFP	40,000.00	40,000.00	0.00
30	1010741	XEROX PAPER & COPY CHARGES CO	FEFP	14,000.00	10,000.00	(4,000.00)	
31	JANE RESPESS	1015021	ENVIRONMENTAL CENTER	FEFP	75,039.37	77,531.00	2,491.63
32	JANICE FRANCESCHI	1012311	NEW TEACHER MENTOR	FEFP	32,000.00	33,000.00	1,000.00
33		1014981	PROFESSIONAL DEV ACTIVITIES	FEFP	125,000.00	140,251.00	15,251.00
34		1017211	IOBSERVATION	FEFP	0.00	100,000.00	100,000.00
35	JEFFERY ARNOTT	1016601	ADOBE - SOFTWARE	FEFP	39,360.00	50,000.00	10,640.00
36	JOHN BOYD	1010361	LEGISLATIVE CONSULTANT (MIXON)	FEFP	18,600.00	18,600.00	0.00
37		1010451	OCTA/TEAMSTERS LEAVE (SUBS)	FEFP	2,500.00	2,500.00	0.00
38	1011491	NEGOTIATION TEAM	FEFP	7,000.00	7,000.00	0.00	
39	1012671	SCHOOL BOARD POLICY MANUAL	FEFP	6,000.00	5,500.00	(500.00)	
40	KAREN COMBS	1015401	SUMMER OPS-OASIS AND COMMITMENT	FEFP	20,000.00	0.00	(20,000.00)
41	LAUREN HADDOX	1010051	ATHLETIC INSURANCE	FEFP	246,320.00	246,320.00	0.00
42		1010331	INSURANCE REIMBURSEMENTS	FEFP	25,000.00	25,000.00	0.00
43		1010731	PROPERTY CASUALTY INSURANCE	FEFP	2,715,971.00	2,948,380.00	232,409.00
44		1011481	PUBLIC OFFICIAL BONDS	FEFP	306.00	1,290.00	984.00
45		1011821	ACTUARIAL SERVICES	FEFP	3,500.00	12,500.00	9,000.00
46		1012111	W/C SELF-INSURER ASSESSMENT	FEFP	65,000.00	36,000.00	(29,000.00)
47		1012121	FLOOD INSURANCE	FEFP	36,625.00	40,000.00	3,375.00
48		1015181	STATE & FEDERAL LABOR LAW POST	FEFP	5,000.00	5,000.00	0.00
49		1015421	WORKERS COMPENSATION INSURANCE	FEFP	2,200,000.00	2,083,429.00	(116,571.00)
50		1016231	FUEL STORAGE TANK REGISTRATION FEE	FEFP	600.00	600.00	0.00
51		LEAH TORRES	1015101	TESTING PRINTER/SCANNER MAINT	FEFP	8,123.00	8,123.00
52	1016101		SUMMER END OF COURSE (EOC) RETAKES	FEFP	14,649.00	14,000.00	(649.00)
53	1016581		EOC-PERT MATH	FEFP	18,739.00	20,000.00	1,261.00
54	1016801	HEADPHONES FOR COMPUTERS	FEFP	16,125.00	16,125.00	0.00	
55	MARC CLINCH	1010101	SOFTWARE (EBUILDER), CONSULT FEES	FEFP	151,598.00	151,698.00	100.00
56		1016881	ZHA CONSULTING (CONSTRUCTION) SERVICES	FEFP	109,200.00	0.00	(109,200.00)
57	MICHAEL ALLEN	1011071	FINE ARTS SUPPORT	FEFP	174,600.00	160,000.00	(11,600.00)
58	PETER STRAKER	1010541	SACS ANNUAL DUES-SCHOOLS	FEFP	67,200.00	68,400.00	1,200.00
59		1010601	SAC MEETINGS, TRNG & SUPPORT	LOCAL	2,000.00	2,000.00	0.00
60		1016081	ADMINISTRATOR'S ACADEMY	LOCAL	25,000.00	25,000.00	0.00
61		1016981	STRATEGIC SIP TRAINING	FEFP	5,800.00	5,914.00	114.00
62	PETER THORNE	1015001	COMP OPERATIONS SUPP & MAINT	FEFP	8,794.00	0.00	(8,794.00)
63		1017161	KRONOS	FEFP	260,080.00	260,100.00	20.00
64		1017181	BUSINESS PROCESS IMPROVEMENTS	FEFP	150,000.00	50,000.00	(100,000.00)
65	RANDY SHUTTERA	1010111	CONTINGENCY FOR MAJOR MAINT	FEFP	850,000.00	1,000,000.00	150,000.00
66		1010221	BACKFLOW INSPECTIONS & REPAIR	FEFP	100,000.00	140,000.00	40,000.00
67		1010251	CHILLER MAINT AGREEMENT/REPAIR	FEFP	150,000.00	250,000.00	100,000.00
68		1010261	INSPECTION/BLEACHERS & STAIRS	FEFP	0.00	28,000.00	28,000.00
69		1010411	MAINTENANCE-COUNTY OFFICE	FEFP	65,000.00	65,000.00	0.00
70		1010611	TEAMSTER UNION CONTRACT ALLOWANCE	FEFP	124,800.00	124,800.00	0.00
71		1010711	HVAC PREVENTIVE MAINT & FILTER	FEFP	150,000.00	150,000.00	0.00
72		1010801	INSPECTION-FIRE ALARM,EXT HOOD	FEFP	160,000.00	200,000.00	40,000.00
73		1010821	TERMITE TREATMENTS	FEFP	25,000.00	25,000.00	0.00
74		1010831	FIRE SPRINKLER SYSTEM INSPECTIONS	FEFP	50,000.00	70,000.00	20,000.00
75	1014881	ELEVATOR PREVENTATIVE MAINT & SERVICE	FEFP	50,000.00	50,000.00	0.00	

**THE SCHOOL DISTRICT OF OSCEOLA COUNTY, FL**  
**2020-21 RECOMMENDED LINE ITEM ALLOCATIONS**

LINE	ADMINISTRATOR	PROJECT	DESCRIPTION	FUNDING	2019-20 BUDGET	2020-21		
						RECOMMENDED FUNDING	INCREASE/DECREASE	
76	RANDY SHUTTERA	1015311	INFECTIOUS DISEASE PREVENTION	FEFP	216,954.18	1,336,400.00	1,119,445.82	
77		1016061	AED PURCHASE, INSPECTION AND MAINTENANCE	FEFP	4,500.00	22,500.00	18,000.00	
78		1016161	GENERATOR REPAIR/MAINT COUNTYWIDE	FEFP	3,500.00	7,500.00	4,000.00	
79		1016181	SAFETY & SECURITY EQUIPMENT/SOFTWARE	FEFP	50,000.00	50,000.00	0.00	
80		1016271	SUPPLEMENTAL SAFE SCHOOLS	FEFP	703,098.00	243,535.00	(459,563.00)	
81		1016371	FIRE EXTINGUISHER INSPECTIONS, REPAIR & REPLACEMENT	FEFP	70,000.00	75,000.00	5,000.00	
82		1016381	WATER TREATMENT SVCS	FEFP	28,412.00	35,000.00	6,588.00	
83		1016821	ACT STUDENT EMPLOYMENT	FEFP	10,000.00	0.00	(10,000.00)	
84		1016921	FLORIDA STERLING PROGRAM	FEFP	12,500.00	12,500.00	0.00	
85		1016991	STAGE RIGGING	FEFP	20,000.00	20,000.00	0.00	
86	1017081	GLOBAL POSITIONING SYSTEM	FEFP	55,000.00	55,000.00	0.00		
87	1017151	SCHOOL DUDE - ENERGY MANAGER PROGRAM	FEFP	20,000.00	10,000.00	(10,000.00)		
88	1017201	ENERGY STAR CERTIFICATION	FEFP	2,250.00	15,000.00	12,750.00		
89	RHONDA BLAKE	1011031	DDP AND REDISTRICTING	FEFP	18,672.00	17,689.00	(983.00)	
90		1016621	EDUCATIONAL PLANT SURVEY	FEFP	0.00	41,925.00	41,925.00	
91	1016841	REAL ESTATE AND DUE DILIGENCE	FEFP	65,000.00	100,000.00	35,000.00		
92	SARAH GRABER	1010681	TERMINAL PAY	FEFP	2,800,000.00	2,500,000.00	(300,000.00)	
93		1014991	LONG-TERM SUBS > 10 DAYS	FEFP	800,000.00	800,000.00	0.00	
94		1015221	START UP SUPPLIES NEW SCHOOLS	FEFP	250,000.00	76,784.00	(173,216.00)	
95	1016531	SERVER UTILITY & MISC SOFTWARE PURCHASES	FEFP	25,000.00	10,000.00	(15,000.00)		
96	SCOTT CLARK	1015051	PRINT SHOP HARDWARE & SOFTWARE	FEFP	17,330.00	16,250.00	(1,080.00)	
97		1015641	FOCUS GRADEBOOK	FEFP	25,000.00	25,000.00	0.00	
98		1016201	DESTINY RESOURCE MGMT MAINTENANCE	FEFP	86,000.00	16,000.00	(70,000.00)	
99		1016431	ELECTRONIC RESOURCES	FEFP	315,297.00	128,665.00	(186,632.00)	
100	1016591	OFFICE 365 STAFF TRAINING	FEFP	12,539.00	6,000.00	(6,539.00)		
101	1017001	ISAFE SUBSCRIPTION	FEFP	4,700.00	4,700.00	0.00		
102	1017031	MEDIA SPECIALIST EXTRA	FEFP	35,000.00	35,000.00	0.00		
103	SHANA RAFALSKI	1016261	CHOICE PROGRAMS MARKETING	LOCAL	35,600.00	35,630.00	30.00	
104	SHAWN WOODSELL	1010081	COMPUTER MAINT SCHOOLS	FEFP	95,000.00	110,000.00	15,000.00	
105		1010651	PHONE SYSTEM DIST-WIDE	FEFP	30,000.00	34,000.00	4,000.00	
106		1010661	INTERCOM REPAIRS DIST-WIDE	FEFP	75,000.00	60,000.00	(15,000.00)	
107		1010671	DIST WIDE TELECOMMUNICATIONS	FEFP	616,000.00	412,527.00	(203,473.00)	
108		1010961	NETWORK HRDWR & SFTWR & MAINT	FEFP	741,900.00	189,900.00	(552,000.00)	
109		1015451	MICROSOFT EES	FEFP	658,000.00	72,000.00	(586,000.00)	
110		1016891	ERATE OVERTIME	FEFP	60,000.00	60,000.00	0.00	
111		1017041	TECHNOLOGY INTERNS	FEFP	85,000.00	85,000.00	0.00	
112		SUPERINTENDENT	1010091	LOBBYING EFFORTS	FEFP	120,000.00	120,000.00	0.00
113			1010351	LEGAL FEES	FEFP	550,000.00	600,000.00	50,000.00
114	1015381		SUMMER OPS-GUIDANCE COUNSELORS	FEFP	250,000.00	157,200.00	(92,800.00)	
115	1015681		BOARD MEETING MGMT/EQUIPMENT	FEFP	20,000.00	21,652.00	1,652.00	
116	1015691		DISTRICT MEMBERSHIP DUES	FEFP	65,000.00	60,000.00	(5,000.00)	
117	1016031		DISTRICT & COMMUNITY EVENTS	LOCAL	220,000.00	220,000.00	0.00	
118	1016051		PROMOTIONS & PUBLIC RELATIONS	LOCAL	100,000.00	90,000.00	(10,000.00)	
119	1016281		BOARD MEMBER EXPENSES	LOCAL	10,000.00	10,000.00	0.00	
120	1016701		FOOTSTEPS TO BRILLANCE	LOCAL	5,000.00	5,000.00	0.00	
121	1016761		STRATEGIC PLANNING SUPPORT	FEFP	40,000.00	0.00	(40,000.00)	
122	1017171	CULTURE SURVEYS	FEFP	100,000.00	85,300.00	(14,700.00)		
123	TAMMY OTTERSON	1010701	UNEMPLOYMENT CLAIMS	FEFP	125,000.00	145,000.00	20,000.00	
124		1010891	RECRUITMENT	FEFP	685,000.00	404,500.00	(280,500.00)	
125		1010911	TSSI SUBSTITUTE CALLING SYSTEM	FEFP	38,505.00	40,372.00	1,867.00	
126		1010991	FINGERPRINTING	FEFP	240,000.00	240,000.00	0.00	
127	1014901	EAP PROGRAM	FEFP	132,152.00	198,528.00	66,376.00		
128	1015521	DIFFERENTIATED PAY	FEFP	10,000.00	10,000.00	0.00		
129	1015671	ATHLETIC COACHING SUPPL - NON-EMP	FEFP	266,425.00	266,425.00	0.00		
130	TOM PHELPS	1014971	ADMIN COMPLEX SECURITY	FEFP	5,000.00	5,000.00	0.00	
131		1015471	BUS MONITORS	FEFP	25,000.00	25,000.00	0.00	
132	1016511	VISION QUEST	FEFP	40,000.00	40,000.00	0.00		
133	ULYSSES VAZQUEZ	1011011	IBM COMPUTER SYSTEM-ANN PMT	FEFP	11,903.00	12,619.00	716.00	
134		1013381	MICROFILMING/SCANNING	FEFP	38,502.00	38,502.00	0.00	
135		1014251	IMPACT STUDY FEE	FEFP	0.00	80,660.00	80,660.00	
136		1014631	TAPE VAULTING, DATA PROJECT	FEFP	31,242.00	32,805.00	1,563.00	
137		1014751	MIS SOFTWARE MAINTENANCE	FEFP	33,894.00	35,589.00	1,695.00	
138		1016441	SHAREPOINT LICENSE & SUPPORT	FEFP	9,097.00	10,000.00	903.00	
139		1016451	LIIS SOFTWARE MAINTENANCE	FEFP	397,522.00	0.00	(397,522.00)	
140	1017231	CFEED	FEFP	0.00	380,869.00	380,869.00		
141	YULING LIU	1012151	ANNUAL AUDITS	FEFP	250,000.00	233,500.00	(16,500.00)	
142		1012301	BANK FEES & FORMS	FEFP	2,500.00	1,500.00	(1,000.00)	
143		1012431	CO & DS ADMIN EXPENSE	CO&DS	37,500.00	37,500.00	0.00	
144	<b>TOTAL</b>					<b>22,199,186.80</b>	<b>20,484,261.00</b>	<b>(1,714,925.80)</b>



# Debt Service Fund

## FUND 200

### DEBT SERVICE FUND BUDGET

This fund is used to account for the accumulation of resources for, and the payment of, long-term debt principal, interest, and related costs. Funding sources, as projected in the attached statement, consist of the following:

- Federal direct subsidy related to Qualified School Construction Bonds.
- State Capital Outlay and Debt Service allocations used to retire bonds issued on behalf of the District by the State.
- The Board's share of the one-cent local option sales tax levied by the county used to retire revenue bonds.
- The half-cent capital outlay sales surtax used to retire revenue bonds.
- Lease payments from Four Corners Charter School, Inc. used to retire Certificates of Participation issued to construct the Four Corners facilities.
- Transfers from capital projects funds used to retire Certificates of Participation and obligations to the Bellalago Educational Facilities Benefit District.

**THE SCHOOL DISTRICT OF OSCEOLA COUNTY, FL**  
**DEBT SERVICE FUND - ESTIMATED REVENUES AND BEGINNING FUND BALANCE**

Source	Account Number	2020-21 Tentative	2019-20 Budget	Difference
<b>FEDERAL:</b>				
Federal Direct QSCB Subsidy	199	2,186,919.00	2,186,919.00	-
Total Federal		<u>2,186,919.00</u>	<u>2,186,919.00</u>	-
<b>STATE:</b>				
CO & DS withheld for SBE/COBI Bonds	322	690,850.00	690,104.50	745.50
Total State		<u>690,850.00</u>	<u>690,104.50</u>	745.50
<b>LOCAL:</b>				
Sales Tax	418	-	-	-
Lease Payments and Other	425	1,042,761.50	1,036,964.40	5,797.10
Interest on Investments (incl. net change)	430	-	-	-
Total Local		<u>1,042,761.50</u>	<u>1,036,964.40</u>	5,797.10
<b>OTHER SOURCES:</b>				
Transfers In	630	29,640,722.91	29,771,068.76	(130,345.85)
Proceeds/Premium on Refunding Bonds	700	-	6,340,000.00	(6,340,000.00)
Total Other Sources		<u>29,640,722.91</u>	<u>36,111,068.76</u>	(6,470,345.85)
<b>TOTAL ESTIMATED REVENUE &amp; OTHER SOURCES</b>		<u>33,561,253.41</u>	<u>40,025,056.66</u>	(6,463,803.25)
Restricted for Debt Service	2725	22,285,645.55	19,952,435.74	2,333,209.81
Total Beginning Fund Balance		<u>22,285,645.55</u>	<u>19,952,435.74</u>	2,333,209.81
<b>TOTAL EST REVENUE AND BEGINNING FD BAL</b>		<u>55,846,898.96</u>	<u>59,977,492.40</u>	(4,130,593.44)

**THE SCHOOL DISTRICT OF OSCEOLA COUNTY, FL**  
**DEBT SERVICE FUND - APPROPRIATIONS AND ENDING FUND BALANCE**

Use	Account Number	2020-21 Tentative	2019-20 Budget	Difference
Redemption of Principal	9271	22,731,210.92	21,981,361.48	749,849.44
Interest	9272	8,499,242.75	9,320,014.54	(820,771.79)
Dues and Fees	9273	48,560.00	50,470.00	(1,910.00)
Cost of Issuance	9273	-	97,093.75	(97,093.75)
Payments to Refunding Bond Escrow Agent	9276	-	6,242,906.25	(6,242,906.25)
Total Debt Service Appropriations		31,279,013.67	37,691,846.02	(6,412,832.35)
<b>OTHER USES:</b>				
Transfers Out	9793	-	-	-
Total Other Financing Uses		-	-	-
<b>TOTAL APPROPRIATIONS AND OTHER USES</b>		31,279,013.67	37,691,846.02	(6,412,832.35)
<b>ESTIMATED REVENUE LESS APPROPRIATIONS</b>		2,282,239.74	2,333,210.64	(50,970.90)
<b>FUND BALANCE AT END OF YEAR:</b>				
Restricted for Debt Service	2725	24,567,885.29	22,285,645.55	2,282,239.74
Total Ending Fund Balance		24,567,885.29	22,285,645.55	2,282,239.74
<b>TOTAL APPROPRIATIONS AND ENDING FD BAL</b>		55,846,898.96	59,977,491.57	(4,130,592.61)

**THE SCHOOL DISTRICT OF OSCEOLA COUNTY, FL**  
**DEBT SERVICES FUND - ESTIMATED REVENUES AND APPROPRIATIONS BY FUND**

Source	Account Number	210 SBE Bonds	2A2 2015 Sales Tax Bonds	2A4 2017 Sales Tax Bonds	2A5 2017 Capital Outlay Sales Tax Bonds	298 Bellalago EFBD	2A8 2010 COP	2A7 2013 COP
<b>BEGINNING FUND BALANCE</b>		68,425.00	-	-		-	21,215,848.73	-
<b>ESTIMATED REVENUE:</b>								
FEDERAL DIRECT QSCBs	0199	-	-	-	-	-	2,186,919.00	-
CO&DS	0322	690,850.00	-	-	-	-	-	-
TAXES	0412	-	-	-	-	-	-	-
LOCAL SALES TAX	0418	-	-	-	-	-	-	-
LEASE	0425	-	-	-	-	-	-	-
TRANSFERS IN	0630	-	3,600,509.90	2,973,056.00	7,034,905.00	928,872.77	2,833,935.06	3,883,757.50
BOND PROCEEDS	0700	-	-	-	-	-	-	-
<b>TOTAL ESTIMATED REVENUE &amp; OTHER SOURCES</b>		690,850.00	3,600,509.90	2,973,056.00	7,034,905.00	928,872.77	5,020,854.06	3,883,757.50
<b>TOTAL ESTIMATED REVENUES AND BEGINNING FD BAL</b>		759,275.00	3,600,509.90	2,973,056.00	7,034,905.00	928,872.77	26,236,702.79	3,883,757.50
<b>APPROPRIATIONS:</b>								
PRINCIPAL	7100	581,000.00	3,197,000.00	2,775,000.00	4,985,000.00	433,210.92	-	2,615,000.00
INTEREST	7200	109,850.00	399,014.90	195,736.00	2,047,575.00	495,661.85	2,696,490.00	1,263,462.50
DUES & FEES	7300	-	4,495.00	2,320.00	2,330.00	-	12,515.00	5,295.00
COST OF ISSUANCE	7301	-	-	-	-	-	-	-
PAYMENTS TO REFUNDING BOND ESCROW AGENT	7600	-	-	-	-	-	-	-
TRANSFERS OUT	9300	-	-	-	-	-	-	-
<b>TOTAL APPROPRIATIONS &amp; OTHER USES</b>		690,850.00	3,600,509.90	2,973,056.00	7,034,905.00	928,872.77	2,709,005.00	3,883,757.50
<b>ESTIMATED REVENUE LESS APPROPRIATIONS</b>		-	-	-	-	-	2,311,849.06	-
<b>FUND BALANCE AT END OF YEAR:</b>								
RESTRICTED	275200	68,425.00	-	-	-	-	23,527,697.79	-
<b>ENDING FUND BALANCE</b>		68,425.00	-	-	-	-	23,527,697.79	-
<b>TOTAL APPROPRIATIONS AND ENDING FD BAL</b>		759,275.00	3,600,509.90	2,973,056.00	7,034,905.00	928,872.77	26,236,702.79	3,883,757.50

**THE SCHOOL DISTRICT OF OSCEOLA COUNTY, FL**  
**DEBT SERVICES FUND - ESTIMATED REVENUES AND APPROPRIATIONS BY FUND**

Source	Account Number	2B1 2014 COP	2B2 2015 COP	2B3 2017 COP	29F 2020 COP	Total COPs	Grand Total
<b>BEGINNING FUND BALANCE</b>		-	971,762.50	-	29,609.32	22,217,220.55	22,285,645.55
<b>ESTIMATED REVENUE:</b>							
FEDERAL DIRECT QSCBs	0199	-	-	-	-	2,186,919.00	2,186,919.00
CO&DS	0322	-	-	-	-	-	690,850.00
TAXES	0412	-	-	-	-	-	-
LOCAL SALES TAX	0418	-	-	-	-	-	-
LEASE	0425	-	1,042,761.50	-	-	1,042,761.50	1,042,761.50
TRANSFERS IN	0630	85,852.00	-	6,706,160.00	1,593,674.68	15,103,379.24	29,640,722.91
BOND PROCEEDS	0700	-	-	-	-	-	-
<b>TOTAL ESTIMATED REVENUE &amp; OTHER SOURCES</b>		85,852.00	1,042,761.50	6,706,160.00	1,593,674.68	18,333,059.74	33,561,253.41
<b>TOTAL ESTIMATED REVENUES AND BEGINNING FD BAL</b>		85,852.00	2,014,524.00	6,706,160.00	1,623,284.00	40,550,280.29	55,846,898.96
<b>APPROPRIATIONS:</b>							
PRINCIPAL	7100	-	920,000.00	5,655,000.00	1,570,000.00	10,760,000.00	22,731,210.92
INTEREST	7200	80,752.00	117,346.50	1,045,170.00	48,184.00	5,251,405.00	8,499,242.75
DUES & FEES	7300	5,100.00	5,415.00	5,990.00	5,100.00	39,415.00	48,560.00
COST OF ISSUANCE	7301	-	-	-	-	-	-
PAYMENTS TO REFUNDING BOND ESCROW AGENT	7600	-	-	-	-	-	-
TRANSFERS OUT	9300	-	-	-	-	-	-
<b>TOTAL APPROPRIATIONS &amp; OTHER USES</b>		85,852.00	1,042,761.50	6,706,160.00	1,623,284.00	16,050,820.00	31,279,013.67
<b>ESTIMATED REVENUE LESS APPROPRIATIONS</b>		-	-	-	(29,609.32)	2,282,239.74	2,282,239.74
<b>FUND BALANCE AT END OF YEAR:</b>							
RESTRICTED	275200	-	971,762.50	-	-	24,499,460.29	24,567,885.29
<b>ENDING FUND BALANCE</b>		-	971,762.50	-	-	24,499,460.29	24,567,885.29
<b>TOTAL APPROPRIATIONS AND ENDING FD BAL</b>		85,852.00	2,014,524.00	6,706,160.00	1,623,284.00	40,550,280.29	55,846,898.96

School District of Osceola County, FL Future Debt Service Payments As of 06/30/2020	210 SBE Bonds	2A2 2015 Sales Tax Bd	2A4 2017 Sales Tax Bd	2A5 2017 Capital Outlay Sales Tax Bonds	298 Bellalago EFBD	2A8 2010 COP	2A7 2013 COP
<b>PROJECTS FUNDED</b>	Various Projects	Refunding portion of 2007A Sales Tax Bond	Refunding portion of 2007B Sales Tax Bond	Various Maintenance & Renovation Projects	Bellalago Charter School	Renovations: Osceola High, Thacker Avenue Elementary, Highlands Elementary 0.858 (net of subsidy)*	Refunding 2004A COP
<b>INTEREST RATE</b>	3.0 - 5.0	1.99	1.72	2.76	1.0 - 4.6		2.5 - 5.0
<b>PRINCIPAL AMOUNT OUTSTANDING</b>	2,369,000.00	20,051,000.00	11,380,000.00	76,680,000.00	8,254,204.69	40,500,000.00	27,700,000.00

Principal & Interest Payments Due in:

2021	690,850.00	3,596,014.90	2,970,736.00	7,032,575.00	928,872.77	509,571.00	3,878,462.50
2022	608,800.00	3,607,394.60	2,968,006.00	7,028,126.00	926,669.12	509,571.00	3,873,862.50
2023	554,400.00	3,622,281.80	2,964,502.00	7,024,882.00	924,878.42	509,571.00	3,870,262.50
2024	393,850.00	3,629,577.00	2,970,224.00	7,027,636.00	923,835.22	509,571.00	3,874,262.50
2025	271,950.00	6,939,399.60		7,021,319.00	913,628.43	509,571.00	3,871,012.50
2026	158,550.00			7,020,862.00	914,075.02	509,571.00	2,755,512.50
2027				7,021,058.00	904,846.17	41,009,571.00	2,752,950.00
2028				7,016,838.00	895,895.88		9,560,249.99
2029				7,013,133.00	882,733.47		
2030				7,009,805.00	876,146.21		
2031				7,011,647.00	869,739.99		
2032				7,008,521.00	853,032.37		
2033				7,005,358.00	842,449.75		
2034					15,000.00		
<b>TOTAL:</b>	<b>2,678,400.00</b>	<b>21,394,667.90</b>	<b>11,873,468.00</b>	<b>91,241,760.00</b>	<b>11,671,802.82</b>	<b>44,066,997.00</b>	<b>34,436,574.99</b>

\*Principal and interest payments shown for the 2010 COP's are net of an annual federal direct subsidy of \$2,186,919

School District of Osceola County, FL Future Debt Service Payments As of 06/30/2020	2B1 2014 COP	2B2 2015 COP	2B3 2017 COP	29F 2020 COP	Total COPs	Total Debt
<b>PROJECTS FUNDED</b>	Refunding remaining portion of 2004A COP, 2004B COP and 2004C COP	Refunding 2005 COP	Refunding 2007 COP	Refunding 2009 COP		
<b>INTEREST RATE</b>	2.24	2.67	2.10	0.76		
<b>PRINCIPAL AMOUNT OUTSTANDING</b>	3,605,000.00	4,855,000.00	49,770,000.00	6,340,000.00	132,770,000.00	251,504,204.69

Principal & Interest Payments Due in:

2021	80,752.00	1,037,346.50	6,700,170.00	1,618,184.00	13,824,486.00	29,043,534.67
2022	80,752.00	1,037,448.75	6,706,415.00	1,616,252.00	13,824,301.25	28,963,296.97
2023	80,752.00	1,036,883.50	6,705,035.00	1,614,244.00	13,816,748.00	28,907,692.22
2024	80,752.00	1,035,650.75	6,706,135.00	1,612,160.00	13,818,531.25	28,763,653.47
2025	80,752.00	1,038,683.75	8,439,610.00		13,939,629.25	29,085,926.28
2026	80,752.00		9,554,025.00		12,899,860.50	20,993,347.52
2027	80,752.00		9,556,560.00		53,399,833.00	61,325,737.17
2028	3,685,752.00				13,246,001.99	21,158,735.87
2029					0.00	7,895,866.47
2030					0.00	7,885,951.21
2031					0.00	7,881,386.99
2032					0.00	7,861,553.37
2033					0.00	7,847,807.75
2034					0.00	15,000.00
<b>TOTAL:</b>	<b>4,251,016.00</b>	<b>5,186,013.25</b>	<b>54,367,950.00</b>	<b>6,460,840.00</b>	<b>148,769,391.24</b>	<b>287,629,489.96</b>



## Debt Capacity Analysis - Capital Outlay Millage

Estimated Revenue		2021	2022	2023	2024	2025
Tax Roll		33,938,986,737	36,552,288,716	39,220,605,792	41,966,048,197	44,777,773,427
Millage		1.5	1.5	1.5	1.5	1.5
Total Tax (Tax Roll * Millage * Collection)	0.96	48,872,140.90	52,635,295.75	56,477,672.34	60,431,109.40	64,479,993.73

Debt Service Appropriations	SERIES	CHARGE ID	FACTORS					
COP 2009 Debt Service	A	*		-	-	-	-	-
COP 2010 Debt Service	A	*		5,020,854.06	5,020,854.06	5,020,854.06	5,020,854.06	5,016,489.06
COP 2010 Debt Service	A	QSCB Subsidy	1	(2,186,919.00)	(2,186,919.00)	(2,186,919.00)	(2,186,919.00)	(2,186,919.00)
COP 2013 Debt Service	A	*		3,883,757.50	3,879,157.50	3,875,557.50	3,879,557.50	3,876,307.50
COP 2014 Debt Service	A	*		85,852.00	85,852.00	85,852.00	85,852.00	85,852.00
COP 2015 Debt Service	A	*		1,042,761.50	1,042,863.75	1,042,298.50	1,041,065.75	1,044,098.75
COP 2017 Debt Service	A	*		6,706,160.00	6,712,405.00	6,711,025.00	6,712,125.00	8,445,600.00
COP 2020 Debt Service	A	*		1,623,284.00	1,616,252.00	1,614,244.00	1,612,160.00	-
Bellalago Benefit District	PF	*		928,872.77	926,669.12	924,878.42	923,835.22	913,628.43
Total Debt Service Needs				17,104,622.83	17,097,134.43	17,087,790.48	17,088,530.53	17,195,056.74

Estimated Debt Service Capacity		31,767,518.07	35,538,161.32	39,389,881.86	43,342,578.87	47,284,936.99
---------------------------------	--	---------------	---------------	---------------	---------------	---------------

Millage Required to Meet Debt Service Needs		0.525	0.487	0.454	0.424	0.400
Millage Available for Capital Expenditures		0.975	1.013	1.046	1.076	1.100

Percent Indebted		35.0%	32.5%	30.3%	28.3%	26.7%
------------------	--	-------	-------	-------	-------	-------

# Capital Projects Fund

# FUND 300

## CAPITAL PROJECTS FUND BUDGET

This fund reports the revenue and expenditures for construction and renovations of school buildings and grounds. Funds are accounted for by source and year of appropriation.

The Board also generates capital revenue by levying capital outlay taxes. By law, this tax millage is limited to 1.5 mills and is currently set at the maximum.

The District receives impact fees charged against new residential construction.

Based on an inter-local agreement with local governmental entities, the District receives 25% of the revenue generated through the one-cent infrastructure sales surtax levied by the county through 2025.

Through a voter-approved referendum, the District also receives revenue from a half-cent school surtax.

Public Education Capital Outlay funds (PECO) are derived from utility taxes throughout the state and are allocated by the Legislature each year. PECO funds provide for maintenance and renovation of existing facilities and health and safety needs.

Capital Outlay (CO) and Debt Service (DS) revenues are derived from motor vehicle license tag fees.

State funds must be expended on capital outlay projects in accordance with state regulations. These regulations require recommendation of a school plant survey which must be conducted at least every five years.

**THE SCHOOL DISTRICT OF OSCEOLA COUNTY, FL**  
SUMMARY PROPOSED FIVE YEAR CAPITAL OUTLAY PLAN

	2020-21	2021-22	2022-23	2023-24	2024-25
<b>BEGINNING FUND BALANCE &amp; ESTIMATED REVENUES</b>					
<b>BEGINNING FUND BALANCE</b>					
Capacity	\$ 76,244,709	\$ 84,895,462	\$ 60,968,215	\$ 105,862,721	\$ 160,681,748
Carryover - Capacity	40,755,043	-	-	-	-
Non-Capacity	54,906,851	51,612,013	77,935,998	109,495,141	146,457,442
Carryover - Non-Capacity	97,074,469	-	-	-	-
<b>Total Beginning Fund Balance</b>	<b>268,981,072</b>	<b>136,507,475</b>	<b>138,904,213</b>	<b>215,357,862</b>	<b>307,139,190</b>
<b>ESTIMATED REVENUES</b>					
Capacity Sources	50,350,753	52,072,753	53,894,506	55,819,027	57,813,532
Non-Capacity Sources	101,786,132	106,870,231	112,229,702	117,776,390	123,606,871
<b>Total Estimated Revenues</b>	<b>152,136,885</b>	<b>158,942,984</b>	<b>166,124,208</b>	<b>173,595,417</b>	<b>181,420,403</b>
<b>Total Beginning Fund Balance &amp; Estimated Revenues</b>	<b>\$ 421,117,957</b>	<b>\$ 295,450,459</b>	<b>\$ 305,028,421</b>	<b>\$ 388,953,279</b>	<b>\$ 488,559,593</b>
<b>APPROPRIATIONS &amp; PROJECTED ENDING FUND BALANCE</b>					
<b>APPROPRIATIONS</b>					
Capacity	82,455,043	76,000,000	9,000,000	1,000,000	4,207,496
Non-Capacity	202,155,439	80,546,246	80,670,559	80,814,089	81,306,067
<b>Total Appropriations</b>	<b>284,610,482</b>	<b>156,546,246</b>	<b>89,670,559</b>	<b>81,814,089</b>	<b>85,513,563</b>
<b>PROJECTED ENDING FUND BALANCE</b>					
Capacity	84,895,462	60,968,215	105,862,721	160,681,748	214,287,785
Non-Capacity	51,612,013	77,935,998	109,495,141	146,457,442	188,758,245
<b>Total Ending Fund Balance</b>	<b>136,507,475</b>	<b>138,904,213</b>	<b>215,357,862</b>	<b>307,139,190</b>	<b>403,046,030</b>
<b>Total Appropriations &amp; Projected Ending Fund Balance</b>	<b>\$ 421,117,957</b>	<b>\$ 295,450,459</b>	<b>\$ 305,028,421</b>	<b>\$ 388,953,279</b>	<b>\$ 488,559,593</b>

**THE SCHOOL DISTRICT OF OSCEOLA COUNTY, FL**  
**PROPOSED FIVE YEAR CAPITAL OUTLAY PLAN - CAPACITY**

	2020-21	2021-22	2022-23	2023-24	2024-25
<b>BEGINNING FUND BALANCE &amp; ESTIMATED REVENUES</b>					
<b>BEGINNING FUND BALANCE</b>					
Restricted for Capital Projects	\$ 76,244,709	\$ 84,895,462	\$ 60,968,215	\$ 105,862,721	\$ 160,681,748
Restricted for Carryover Appropriations	40,755,043	-	-	-	-
<b>Total Beginning Fund Balance</b>	<b>116,999,752</b>	<b>84,895,462</b>	<b>60,968,215</b>	<b>105,862,721</b>	<b>160,681,748</b>
<b>ESTIMATED REVENUES</b>					
Impact Fees	50,000,000	51,750,000	53,561,250	55,435,894	57,376,150
Flora Ridge EFBD	250,000	250,000	250,000	250,000	250,000
Interest	100,753	72,753	83,256	133,133	187,382
<b>Total Estimated Revenues</b>	<b>50,350,753</b>	<b>52,072,753</b>	<b>53,894,506</b>	<b>55,819,027</b>	<b>57,813,532</b>
<b>Total Beginning Fund Balance &amp; Estimated Revenues</b>	<b>167,350,505</b>	<b>136,968,215</b>	<b>114,862,721</b>	<b>161,681,748</b>	<b>218,495,281</b>
<b>APPROPRIATIONS &amp; ENDING FUND BALANCE</b>					
<b>APPROPRIATIONS</b>					
<b>NEW SCHOOL PROJECTS</b>					
<b>K-8'S</b>					
"AA" Kindred (opening August 2022)	34,700,000	3,500,000	-	-	-
"BB" Westside Area (opening August 2023)	3,000,000	35,000,000	4,000,000	-	-
"CC" East St. Cloud Area (opening August 2023)	3,000,000	36,500,000	4,000,000	-	-
<b>Total New School Projects</b>	<b>40,700,000</b>	<b>75,000,000</b>	<b>8,000,000</b>	<b>-</b>	<b>-</b>
<b>OTHER CAPACITY PROJECTS</b>					
Buses	1,000,000	1,000,000	1,000,000	1,000,000	1,000,000
<b>Total Other Capacity Projects</b>	<b>1,000,000</b>	<b>1,000,000</b>	<b>1,000,000</b>	<b>1,000,000</b>	<b>1,000,000</b>
<b>CARRYOVER</b>					
Buses	114,824				
Canoe Creek K-8	17,086,188				
Harmony Middle School	63,528				
Kindred K-8	4,597,875				
Land Purchases	8,400,000				
NeoCity Academy	650				
Poinciana Business Academy	5,053,561				
Tohopekaliga High School	9,950				
Unallocated	5,428,467				
<b>Total Carryover</b>	<b>40,755,043</b>	<b>-</b>	<b>-</b>	<b>-</b>	<b>-</b>
<b>Total Appropriations</b>	<b>82,455,043</b>	<b>76,000,000</b>	<b>9,000,000</b>	<b>1,000,000</b>	<b>4,207,496</b>
<b>Annual Surplus/(Deficiency)</b>	<b>(32,104,290)</b>	<b>(23,927,247)</b>	<b>44,894,506</b>	<b>54,819,027</b>	<b>53,606,037</b>
<b>PROJECTED ENDING FUND BALANCE</b>					
Restricted for Capital Projects	84,895,462	60,968,215	105,862,721	160,681,748	214,287,785
<b>Total Ending Fund Balance</b>	<b>84,895,462</b>	<b>60,968,215</b>	<b>105,862,721</b>	<b>160,681,748</b>	<b>214,287,785</b>
<b>Total Appropriations &amp; Ending Fund Balance</b>	<b>\$ 167,350,505</b>	<b>\$ 136,968,215</b>	<b>\$ 114,862,721</b>	<b>\$ 161,681,748</b>	<b>\$ 218,495,281</b>

**THE SCHOOL DISTRICT OF OSCEOLA COUNTY, FL**  
**PROPOSED FIVE YEAR CAPITAL OUTLAY PLAN - NON-CAPACITY**

	2020-21	2021-22	2022-23	2023-24	2024-25
<b>BEGINNING FUND BALANCE &amp; ESTIMATED REVENUES</b>					
<b>BEGINNING FUND BALANCE</b>					
Restricted for Capital Projects	\$ 54,906,851	\$ 51,612,013	\$ 77,935,998	\$ 109,495,141	\$ 146,457,442
Restricted for Carryover Appropriations	97,074,469	-	-	-	-
<b>Total Beginning Fund Balance</b>	<b>151,981,320</b>	<b>51,612,013</b>	<b>77,935,998</b>	<b>109,495,141</b>	<b>146,457,442</b>
<b>ESTIMATED REVENUES</b>					
CO&DS Flowthrough	1,000,000	1,000,000	1,000,000	1,000,000	911,866
1.5 Mill CO TAX	48,872,141	52,635,296	56,477,672	60,431,109	64,479,994
1/4 Cent Infrastructure Sales Surtax	14,801,107	15,253,911	15,750,533	16,270,652	16,877,777
1/2 Cent School Capital Outlay Surtax	29,602,214	30,507,822	31,501,066	32,541,304	33,755,554
La Rosa Field Naming Rights Revenue	10,000	10,000	10,000	10,000	10,000
Charter Capital (PECO)	7,399,013	7,399,013	7,399,013	7,399,013	7,399,013
Interest	101,657	64,189	91,418	124,312	172,667
<b>Total Estimated Revenues</b>	<b>101,786,132</b>	<b>106,870,231</b>	<b>112,229,702</b>	<b>117,776,390</b>	<b>123,606,871</b>
<b>Total Beginning Fund Balance &amp; Estimated Revenues</b>	<b>253,767,452</b>	<b>158,482,244</b>	<b>190,165,700</b>	<b>227,271,531</b>	<b>270,064,313</b>
<b>APPROPRIATIONS AND ENDING FUND BALANCE</b>					
<b>APPROPRIATIONS</b>					
<b>RECURRING PROJECTS</b>					
Athletic Facilities	120,000	120,000	120,000	120,000	120,000
Buses - Replacement	3,250,000	3,250,000	3,250,000	3,250,000	3,250,000
Charter Capital (PECO) (Tsf to General Fund)	7,399,013	7,399,013	7,399,013	7,399,013	7,399,013
General School Facilities Operations (Reimb to General Fund)	2,085,557	2,106,413	2,127,477	2,148,751	2,148,751
General School Maintenance Line Items (Tsf to General Fund)	2,062,000	2,082,620	2,103,446	2,124,481	2,145,725
General School Maintenance Salaries (Tsf to General Fund)	8,470,997	8,555,707	8,641,264	8,727,677	8,814,953
General School Security Line Item (Tsf to General Fund)	50,000	50,500	51,005	51,515	52,030
Health & Safety	950,000	950,000	950,000	950,000	950,000
Portable Installation (Includes technology)	300,000	300,000	300,000	300,000	300,000
Portable Rent (Tsf to General Fund)	2,100,000	2,100,000	2,100,000	2,100,000	2,100,000
Property Casualty Insurance (Tsf to General Fund)	2,948,380	2,948,380	2,948,380	2,948,380	2,948,380
Safety and Security	1,000,000	1,000,000	1,000,000	1,000,000	1,000,000
Student Computers	3,250,000	3,250,000	3,250,000	3,250,000	3,250,000
Technology Infrastructure	7,554,300	6,500,000	6,500,000	6,500,000	6,500,000
White Fleet	300,000	300,000	300,000	300,000	300,000
<b>Total Recurring Projects</b>	<b>41,840,247</b>	<b>40,912,633</b>	<b>41,040,585</b>	<b>41,169,817</b>	<b>41,278,854</b>
<b>RENOVATION/REMODELING PROJECTS</b>					
Comprehensive Renovations- Gateway High School	2,000,000				
Comprehensive Renovations- Reedy Creek Elementary	2,000,000				
Cyclical Capital Renewal	4,000,000	4,000,000	4,000,000	4,000,000	4,000,000
Maintenance and Renovation - Deferred Maintenance	4,500,000	6,000,000	6,000,000	6,000,000	6,000,000
oTECH Welding Project	3,000,000	-	-	-	-
<b>Total Renovation/Remodeling</b>	<b>15,500,000</b>	<b>10,000,000</b>	<b>10,000,000</b>	<b>10,000,000</b>	<b>10,000,000</b>
<b>DEBT SERVICE</b>					
Repay LOANS - Long Term (COPs) (Total)	15,103,379	15,127,602	15,120,614	15,123,630	15,237,330
Repay LOANS - Long Term (Sales Tax Revenue Bonds)	13,608,471	13,579,343	13,584,482	13,596,807	13,876,165
Repay LOANS - EFB	928,873	926,669	924,878	923,835	913,628
<b>Total Debt Service</b>	<b>29,640,723</b>	<b>29,633,614</b>	<b>29,629,974</b>	<b>29,644,272</b>	<b>30,027,123</b>
<b>OTHER NON-CAPACITY PROJECTS</b>					
Ancillary Transportation Facilities	18,100,000	-	-	-	-
<b>Total Other Projects</b>	<b>18,100,000</b>	<b>-</b>	<b>-</b>	<b>-</b>	<b>-</b>
<b>CARRYOVER</b>					
<b>RECURRING PROJECTS</b>					
Athletic Facilities - High Schools	62,464				
Buses - Replacement	326				
Health & Safety	1,607,548				
Cyclical Capital Renewal	6,656,152				
Maintenance and Renovation - Deferred Maintenance	13,782,950				
Portable Installation (Includes Technology)	950,321				
Safety & Security	2,785,395				
Student Computers	51,480				
Technology Infrastructure	1,644,439				
White Fleet	2,557				
Unallocated Future Projects	1,506,245				
<b>RENOVATION/REMODELING PROJECTS</b>					
Canoe Creek K-8 Renovation	13,677,747				
Comprehensive Renovations- Denn John Middle School	8,103,327				
Comprehensive Renovations- Gateway High School	1,927,848				
Comprehensive Renovations- Michigan Avenue Elementary	3,303,981				
Comprehensive Renovations- Osceola County School for the Arts	2,000,000				
Comprehensive Renovations- St. Cloud Middle School	15,253,185				
Horizon Middle School Ancillary Transportation Renovation	500,000				
Kissimmee Middle Site Plan Modification	106,402				
Land	12,143,456				
Liberty High School Space Reconfiguration	527,769				
Neptune Bus Loop	645,000				
OCSA Bus Loop & Road Extension	4,000,000				
Osceola Virtual School	499,831				
oTECH Welding Project	500,000				
Space Reconfigurations	836,046				
Transportation Facility	4,000,000				
<b>Total Carryover</b>	<b>97,074,469</b>	<b>-</b>	<b>-</b>	<b>-</b>	<b>-</b>
<b>Total Appropriations</b>	<b>202,155,439</b>	<b>80,546,246</b>	<b>80,670,559</b>	<b>80,814,089</b>	<b>81,306,067</b>
<b>Annual Surplus/(Deficiency)</b>	<b>(100,369,307)</b>	<b>26,323,985</b>	<b>31,559,143</b>	<b>36,962,301</b>	<b>42,300,804</b>
<b>PROJECTED ENDING FUND BALANCE</b>					
Restricted for Capital Projects	51,612,013	77,935,998	109,495,141	146,457,442	188,758,245
<b>Total Ending Fund Balance</b>	<b>51,612,013</b>	<b>77,935,998</b>	<b>109,495,141</b>	<b>146,457,442</b>	<b>188,758,245</b>
<b>Total Appropriations &amp; Ending Fund Balance</b>	<b>\$ 253,767,452</b>	<b>\$ 158,482,244</b>	<b>\$ 190,165,700</b>	<b>\$ 227,271,531</b>	<b>\$ 270,064,313</b>

**THE SCHOOL DISTRICT OF OSCEOLA COUNTY, FL**  
**CAPITAL PROJECTS FUND - ESTIMATED REVENUES AND BEGINNING FUND BALANCE**

Source	ACCT. NO.	2020-21 Tentative	2019-20 Budget	Difference
<b>STATE:</b>				
Capital Outlay & Debt Service	321	1,000,000.00	1,000,000.00	-
Interest on Undistributed CO&DS	325	-	-	-
PECO	391	-	-	-
Charter Capital	397	7,399,013.00	6,474,530.00	924,483.00
Other Miscellaneous State	399	-	-	-
Total State		<u>8,399,013.00</u>	<u>7,474,530.00</u>	<u>924,483.00</u>
<b>LOCAL:</b>				
Capital Outlay Tax (1.5 Mills)	413	48,872,141.00	44,522,744.00	4,349,397.00
County Local Sales Tax	418	14,801,107.00	16,445,674.00	(1,644,567.00)
School District Local Sales Tax	419	29,602,214.00	32,891,348.00	(3,289,134.00)
Interest	431	202,410.00	1,702,090.00	(1,499,680.00)
Grants	440	-	-	-
Miscellaneous	495	260,000.00	8,839,266.00	(8,579,266.00)
Impact Fees	496	50,000,000.00	50,000,000.00	-
Total Local		<u>143,737,872.00</u>	<u>154,401,122.00</u>	<u>(10,663,250.00)</u>
<b>OTHER SOURCES:</b>				
Transfers In	620	-	-	-
Other Financing Sources	730	-	-	-
Total Other Sources		<u>-</u>	<u>-</u>	<u>-</u>
<b>TOTAL ESTIMATED REVENUE &amp; OTHER SOURCES</b>		<u>152,136,885.00</u>	<u>161,875,652.00</u>	<u>(9,738,767.00)</u>
<b>FUND BALANCE AT BEGINNING OF YEAR:</b>				
Restricted for Capital Projects	2726	268,981,072.87	215,610,667.64	53,370,405.23
Total Beginning Fund Balance		<u>268,981,072.87</u>	<u>215,610,667.64</u>	<u>53,370,405.23</u>
<b>TOTAL EST REVENUE AND BEGINNING FD BAL</b>		<u>421,117,957.87</u>	<u>377,486,319.64</u>	<u>43,631,638.23</u>

**THE SCHOOL DISTRICT OF OSCEOLA COUNTY, FL**  
**CAPITAL PROJECTS FUND - APPROPRIATIONS AND ENDING FUND BALANCE**

Use	ACCT. NO.	2020-21 Tentative	2019-20 Budget	Difference
<b>APPROPRIATIONS:</b>				
Library Books	6100	70,276.72	156,834.60	(86,557.88)
Audio-Visual Materials	6200	323.03	4,111.24	(3,788.21)
Buildings and Additions	6300	128,263,950.22	115,648,724.20	12,615,226.02
Furniture, Fixtures and Equipment	6400	13,384,625.93	4,914,630.16	8,469,995.77
Vehicle Purchase	6500	4,667,707.40	4,799,403.00	(131,695.60)
Land	6600	20,543,455.50	19,893,455.50	650,000.00
Site Improvements	6700	7,797,758.93	2,251,581.64	5,546,177.29
Remodeling and Renovations	6800	54,807,961.90	45,035,468.38	9,772,493.52
Computer Software	6900	2,403,310.22	52,029.19	2,351,281.03
Fees	7300	-	-	-
Total Function 7400 Appropriations		<u>231,939,369.85</u>	<u>192,756,237.91</u>	<u>39,183,131.94</u>
<b>OTHER USES:</b>				
To General Fund	9100	23,030,390.00	16,192,264.00	6,838,126.00
To Debt Service Fund	9200	29,640,722.91	29,771,068.76	(130,345.85)
Total Other Financing Uses		<u>52,671,112.91</u>	<u>45,963,332.76</u>	<u>6,707,780.15</u>
<b>TOTAL APPROPRIATIONS AND OTHER USES</b>		<u>284,610,482.76</u>	<u>238,719,570.67</u>	<u>45,890,912.09</u>
<b>ESTIMATED REVENUES LESS APPROPRIATIONS</b>		<u>(132,473,597.76)</u>	<u>(76,843,918.67)</u>	<u>(55,629,679.09)</u>
<b>FUND BALANCE AT END OF YEAR:</b>				
Restricted for Capital Projects	2726	136,507,475.11	138,766,748.97	(2,259,273.86)
Total Ending Fund Balance		<u>136,507,475.11</u>	<u>138,766,748.97</u>	<u>(2,259,273.86)</u>
<b>TOTAL APPROPRIATIONS AND ENDING FD BAL</b>		<u>421,117,957.87</u>	<u>377,486,319.64</u>	<u>43,631,638.23</u>



**THE SCHOOL DISTRICT OF OSCEOLA COUNTY, FL**  
**CAPITAL PROJECTS FUND - ESTIMATED REVENUES AND BEGINNING FUND BALANCE**

Source	ACCT. NO.	380 Flora Ridge EFBD	390 Capital Projects LCIF	393 Infrastructure Sales Surtax	394 School Capital Sales Surtax	3A7 Charter Capital
<b>STATE:</b>						
Capital Outlay & Debt Service	321	-	-	-	-	-
PECO	391	-	-	-	-	-
Charter Capital	397	-	-	-	-	7,399,013.00
Miscellaneous	399	-	-	-	-	-
Total State			-	-	-	7,399,013.00
<b>LOCAL:</b>						
Capital Outlay Tax (1.5 Mills)	413	-	-	-	-	-
County Local Sales Tax	418	-	-	14,801,107.00	-	-
School District Local Sales Tax	419	-	-	-	29,602,214.00	-
Interest	431	-	-	-	-	-
Miscellaneous	495	250,000.00	10,000.00	-	-	-
Impact Fees	496	-	-	-	-	-
Total Local		250,000.00	10,000.00	14,801,107.00	29,602,214.00	-
<b>OTHER SOURCES:</b>						
Transfers In	620	-	-	-	-	-
Total Other Sources		-	-	-	-	-
<b>TOTAL ESTIMATED REVENUE &amp; OTHER SOURCES</b>		250,000.00	10,000.00	14,801,107.00	29,602,214.00	7,399,013.00
<b>FUND BALANCE AT BEGINNING OF YEAR:</b>						
Restricted for Capital Projects	2726	948,361.45	3,565,845.49	27,952,821.49	68,847,794.74	-
Total Beginning Fund Balance		948,361.45	3,565,845.49	27,952,821.49	68,847,794.74	-
<b>TOTAL EST REVENUE AND BEGINNING FD BAL</b>		1,198,361.45	3,575,845.49	42,753,928.49	98,450,008.74	7,399,013.00

**THE SCHOOL DISTRICT OF OSCEOLA COUNTY, FL**  
**CAPITAL PROJECTS FUND - ESTIMATED REVENUES AND BEGINNING FUND BALANCE**

Source	ACCT. NO.	360 CO & DS	37X CO TAX	39I Educational Impact Fees	Total
<b>STATE:</b>					
Capital Outlay & Debt Service	321	1,000,000.00			1,000,000.00
PECO	391	-			-
Charter Capital	397	-			7,399,013.00
Miscellaneous	399	-			-
Total State		<u>1,000,000.00</u>		-	<u>8,399,013.00</u>
<b>LOCAL:</b>					
Capital Outlay Tax (1.5 Mills)	413	-	48,872,141.00	-	48,872,141.00
County Local Sales Tax	418	-		-	14,801,107.00
School District Local Sales Tax	419	-		-	29,602,214.00
Interest	431	-	101,657.00	100,753.00	202,410.00
Miscellaneous	495	-			260,000.00
Impact Fees	496	-		50,000,000.00	50,000,000.00
Total Local		<u>-</u>	<u>48,973,798.00</u>	<u>50,100,753.00</u>	<u>143,737,872.00</u>
<b>OTHER SOURCES:</b>					
Transfers In	620	-		-	-
Total Other Sources		<u>-</u>		<u>-</u>	<u>-</u>
<b>TOTAL ESTIMATED REVENUE &amp; OTHER SOURCES</b>		<u>1,000,000.00</u>	<u>48,973,798.00</u>	<u>50,100,753.00</u>	<u>152,136,885.00</u>
<b>FUND BALANCE AT BEGINNING OF YEAR:</b>					
Restricted for Capital Projects	2726	4,045,614.04	47,569,245.04	116,051,390.62	268,981,072.87
Total Beginning Fund Balance		<u>4,045,614.04</u>	<u>47,569,245.04</u>	<u>116,051,390.62</u>	<u>268,981,072.87</u>
<b>TOTAL EST REVENUE AND BEGINNING FD BAL</b>		<u>5,045,614.04</u>	<u>96,543,043.04</u>	<u>166,152,143.62</u>	<u>421,117,957.87</u>

**THE SCHOOL DISTRICT OF OSCEOLA COUNTY, FL**  
**CAPITAL PROJECTS FUND - APPROPRIATIONS AND ENDING FUND BALANCE**

Use	ACCT. NO.	380 Flora Ridge EFBD	390 Capital Projects LCIF	393 Infrastructure Sales Surtax	394 School Capital Sales Surtax	3A7 Charter Capital
<b>APPROPRIATIONS:</b>						
Library Books	6100			55,933	14,344	
Audio-Visual Materials	6200			88.90	234.13	
Buildings and Additions	6300			25,860,134.12	28,449,373.10	
Furniture, Fixtures and Equipment	6400			1,088,004.81	2,397,829.59	
Vehicle Purchase	6500			302,557.40		
Land	6600		200,000.00			
Site Improvements	6700		2,950,000.00	1,432,320.00	475,000.00	
Remodeling and Renovations	6800		54,150.37	6,127,590.32	27,693,161.70	
Computer Software	6900			11,930.22	191,220.00	
Fees	7300					
Total Function 7400 Appropriations		-	3,204,150.37	34,878,558.36	59,221,162.65	-
<b>OTHER USES:</b>						
To General Fund	9100					7,399,013.00
To Debt Service Fund	9200			6,573,565.90	7,034,905.00	
Total Other Financing Uses		-	-	6,573,565.90	7,034,905.00	7,399,013.00
<b>TOTAL APPROPRIATIONS AND OTHER USES</b>		-	3,204,150.37	41,452,124.26	66,256,067.65	7,399,013.00
<b>ESTIMATED REVENUES LESS APPROPRIATIONS</b>		250,000.00	(3,194,150.37)	(26,651,017.26)	(36,653,853.65)	-
<b>FUND BALANCE AT END OF YEAR:</b>						
Restricted for Capital Projects	2726	1,198,361.45	371,695.12	1,301,804.23	32,193,941.09	-
Total Ending Fund Balance		1,198,361.45	371,695.12	1,301,804.23	32,193,941.09	-
<b>TOTAL APPROPRIATIONS AND ENDING FD BAL</b>		1,198,361.45	3,575,845.49	42,753,928.49	98,450,008.74	7,399,013.00

**THE SCHOOL DISTRICT OF OSCEOLA COUNTY, FL**  
**CAPITAL PROJECTS FUND - APPROPRIATIONS AND ENDING FUND BALANCE**

Use	ACCT. NO.	360 CO & DS	37X CO TAX	39I Educational Impact Fees	Total
<b>APPROPRIATIONS:</b>					
Library Books	6100				70,276.72
Audio-Visual Materials	6200				323.03
Buildings and Additions	6300		4,000,000.00	69,954,443.00	128,263,950.22
Furniture, Fixtures and Equipment	6400		8,238,728.94	1,660,062.59	13,384,625.93
Vehicle Purchase	6500		3,250,326.00	1,114,824.00	4,667,707.40
Land	6600		11,943,455.50	8,400,000.00	20,543,455.50
Site Improvements	6700	39,044.00	2,901,394.93		7,797,758.93
Remodeling and Renovations	6800	2,574,196.17	17,035,009.00	1,323,854.34	54,807,961.90
Computer Software	6900		2,198,300.00	1,860.00	2,403,310.22
Fees	7300				-
Total Function 7400 Appropriations		<u>2,613,240.17</u>	<u>49,567,214.37</u>	<u>82,455,043.93</u>	<u>231,939,369.85</u>
<b>OTHER USES:</b>					
To General Fund	9100		15,631,377.00		23,030,390.00
To Debt Service Fund	9200		16,032,252.01		29,640,722.91
Total Other Financing Uses		-	<u>31,663,629.01</u>	-	<u>52,671,112.91</u>
<b>TOTAL APPROPRIATIONS AND OTHER USES</b>		<u>2,613,240.17</u>	<u>81,230,843.38</u>	<u>82,455,043.93</u>	<u>284,610,482.76</u>
<b>ESTIMATED REVENUES LESS APPROPRIATIONS</b>		<u>(1,613,240.17)</u>	<u>(32,257,045.38)</u>	<u>(32,354,290.93)</u>	<u>(132,473,597.76)</u>
<b>FUND BALANCE AT END OF YEAR:</b>					
Restricted for Capital Projects	2726	2,432,373.87	15,312,199.66	83,697,099.69	136,507,475.11
Total Ending Fund Balance		<u>2,432,373.87</u>	<u>15,312,199.66</u>	<u>83,697,099.69</u>	<u>136,507,475.11</u>
<b>TOTAL APPROPRIATIONS AND ENDING FD BAL</b>		<u>5,045,614.04</u>	<u>96,543,043.04</u>	<u>166,152,143.62</u>	<u>421,117,957.87</u>

**THE SCHOOL DISTRICT OF OSCEOLA COUNTY, FL**

SAFETY & SECURITY - CARRYOVER

PROJECT DESCRIPTION / LOCATION	BEGINNING BUDGET	EXPENDITURES	ENCUMBERED	AVAILABLE
<b>S&amp;S FENCING/GATES</b>				
HIGHLANDS ELEMENTARY	\$ 50,950	\$ 16,450		\$ 34,500
MILL CREEK ELEMENTARY	23,527	23,027	500	
NARCOOSSEE MIDDLE SCHOOL	30,000			30,000
PARKWAY MIDDLE SCHOOL	20,000			20,000
<b>S&amp;S INTERCOM/TELECENTER</b>				
PROFESSIONAL DEVELOPMENT	237			237
<b>S&amp;S LOCKS</b>				
COUNTY-WIDE	184,097	145,650	38,447	
<b>S&amp;S VIDEO SURVEILLANCE</b>				
CHESTNUT ELEMENTARY	38,613		38,613	
COUNTY-WIDE	386,129	197,129		189,000
DEERWOOD ELEMENTARY	36,222		36,222	
DISCOVERY 6-8	34,788		34,788	
KOA ELEMENTARY	34,728		34,728	
LAKEVIEW ELEMENTARY	40,449		40,449	
MILL CREEK ELEMENTARY	50,563		50,563	
SUNRISE ELEMENTARY	42,356		42,356	
<b>SAFETY &amp; SECURITY</b>				
COUNTY-WIDE	2,187,488			2,187,488
<b>S&amp;S WINDOWS</b>				
BOGGY CREEK ELEMENTARY	3,405		3,405	
HARMONY MIDDLE SCHOOL	1,825		1,825	
KOA ELEMENTARY	1,925	1,375	550	
PLEASANT HILL ELEMENTARY	1,575		1,575	
VENTURA ELEMENTARY	1,850	1,700	150	
<b>TOTAL</b>	<b>\$ 3,170,725</b>	<b>\$ 385,330</b>	<b>\$ 324,171</b>	<b>\$ 2,461,224</b>

Carryover	\$ 2,785,395
-----------	--------------

**THE SCHOOL DISTRICT OF OSCEOLA COUNTY, FL**  
**SAFETY AND SECURITY - NEW ITEMS**

Project Details / Equipment	Request
Burglar Alarms	\$ 50,000
Cameras/Servers Upgrades	150,000
Fencing	50,000
Lobby Modifications	500,000
Locks/Access Control	100,000
School Check-In	50,000
Window Film	100,000
Total	<u>\$ 1,000,000</u>

**THE SCHOOL DISTRICT OF OSCEOLA COUNTY, FL**

TECHNOLOGY - CARRYOVER

PROJECT DESCRIPTION / LOCATION	BEGINNING BUDGET	EXPENDITURES	ENCUMBERED	AVAILABLE
TECHNOLOGY INFRASTRUCTURE				
COUNTY-WIDE	\$ 64,800	\$ 15,666	\$ 40,836	\$ 8,298
POINCIANA HIGH SCHOOL	1,000,000	36,120	51,055	912,825
TECHNOLOGY SERVICES	3,614,453	2,983,029	223,392	408,033
<b>TOTAL</b>	<b>\$ 4,679,253</b>	<b>\$ 3,034,815</b>	<b>\$ 315,283</b>	<b>\$ 1,329,156</b>

Carryover	\$1,644,439
-----------	-------------

**THE SCHOOL DISTRICT OF OSCEOLA COUNTY, FL**

**TECHNOLOGY- NEW ITEMS**

Technology Group	Project / Equipment	Estimated Cost
Enterprise	iSeries (TERMS)	\$ 25,000
	SAN	50,000
	Servers	150,000
Enterprise Software	Network	795,000
	Microsoft EES	794,000
	Destiny Resource Management Software	75,800
	Electronic Resources	112,000
	LIIS Software Maintenance	421,500
Infrastructure	Data Center UPS/AC	10,000
	eRate Match	500,000
	Switches and Access Points	896,000
	UPS (IDF/MDF)	150,000
	Cabling/Fiber	500,000
Intercom	Intercom Systems	340,000
	Sound Systems	75,000
Media	Document Cameras	150,000
	Interactive Flat Panels	1,000,000
	Print Shop - Copier	80,000
	Projectors Refresh	1,294,000
Telephony	Telephones	136,000
	Total	\$ 7,554,300



**THE SCHOOL DISTRICT OF OSCEOLA COUNTY, FL**  
CYCLICAL CAPITAL - CARRYOVER

PROJECT DESCRIPTION / LOCATION	BEGINNING BUDGET	EXPENDITURES	ENCUMBERED	AVAILABLE
<b>AC UNITS</b>				
NEPTUNE MIDDLE SCHOOL	\$ 122,677	\$ 5,759	\$ 54,838	\$ 62,080
PARKWAY MIDDLE SCHOOL	88,127	4,905	42,440	40,782
<b>ATHLETIC FACILITIES-M&amp;R</b>				
CELEBRATION HIGH SCHOOL	9,300			9,300
NARCOOSSEE ELEMENTARY SCHOOL	34,218	6,353		27,865
NEPTUNE ELEMENTARY	1,000	231		769
PARKWAY MIDDLE SCHOOL	5,065		4,128	937
<b>CEILING FANS</b>				
WESTSIDE K-8 SCHOOL	4,952	833		4,119
<b>CHILLER REPLACEMENT/REPAIR</b>				
ADMINISTRATIVE CENTER	275,000			275,000
EAST LAKE ELEMENTARY SCHOOL	25,000	19,802		5,198
<b>DRINKING FOUNTAIN</b>				
THE OSC CNTY SCH FOR THE ARTS	2,800			2,800
<b>ELECTRICAL</b>				
OSCEOLA TECHNICAL COLLEGE	37,445			37,445
ST. CLOUD HIGH SCHOOL	4,292			4,292
TRANSPORTATION	15,044			15,044
<b>ELECTRICAL/PLUMBING</b>				
NEOCITY ACADEMY	7,033			7,033
<b>FENCING</b>				
WESTSIDE K-8 SCHOOL	30,622	1,722		28,900
<b>GUTTERS</b>				
CELEBRATION K-8	31,000		30,698	303
<b>HVAC REPAIR/REPLACEMENT</b>				
KISSIMMEE ELEMENTARY SCHOOL	6,279	4,120		2,159
NARCOOSSEE MIDDLE SCHOOL	627,497			627,497
<b>LIGHTING REBATE</b>				
COUNTY-WIDE	9,691			9,691
<b>LOBBY/RECEPTION MODIFICATIONS</b>				
WESTSIDE K-8 SCHOOL	167,270		111,858	55,412
<b>MAINT/RENOV</b>				
COUNTY-WIDE	1,419,874			1,419,874
<b>PARKING LOT REPAIRS</b>				
PARTIN SETTLEMENT ELEMENTARY	200,595	6,440		194,155
<b>PAVING</b>				
DEERWOOD ELEMENTARY	322,133	321,895		238
OSCEOLA TECHNICAL COLLEGE	459,362	20,447	326,661	112,254
<b>PLAYGROUND</b>				
BOGGY CREEK ELEMENTARY	136,613			136,613
NARCOOSSEE ELEMENTARY SCHOOL	275,314	106,191	1,799	167,324
<b>PLUMBING</b>				
HORIZON MIDDLE SCHOOL	1,800			1,800
NEPTUNE ELEMENTARY	15,691		2,530	13,161
PARTIN SETTLEMENT ELEMENTARY	1,050			1,050
<b>PNHS CLINIC RENOVATION</b>				
POINCIANA HIGH SCHOOL	165,342	7,624	157,496	222
<b>REMODELING</b>				
NEPTUNE MIDDLE SCHOOL	7,267	877		6,390
VOLUNTARY PREK-REJE	69,513			69,513
<b>ROADS</b>				
NARCOOSSEE ELEMENTARY SCHOOL	110,293	68,974	7,780	33,539
<b>ROOFING</b>				
ADMINISTRATIVE CENTER	330,000			330,000
<b>SECURITY MODIFICATIONS</b>				
FACILITIES	3,100			3,100
<b>SIDEWALKS</b>				
CANOE CREEK CHARTER ACADEMY	90,000			90,000

**THE SCHOOL DISTRICT OF OSCEOLA COUNTY, FL**  
CYCLICAL CAPITAL - CARRYOVER

PROJECT DESCRIPTION / LOCATION	BEGINNING BUDGET	EXPENDITURES	ENCUMBERED	AVAILABLE
<b>SIDEWALK-STAIRS</b>				
HARMONY HIGH SCHOOL	46,801	19,020		27,781
<b>SIGNAGE</b>				
ADMINISTRATIVE CENTER	22,900	22,847		53
COUNTY-WIDE	10,000			10,000
HARMONY MIDDLE SCHOOL	18,346			18,346
NEOCITY ACADEMY	14,009			14,009
OSCEOLA TECHNICAL COLLEGE	24,200			24,200
<b>SITE DRAINAGE</b>				
NEPTUNE ELEMENTARY	57,654	1,580	2,840	53,234
POINCIANA HIGH SCHOOL	1,945,087	119,724	707,739	1,117,623
THE OSC CNTY SCH FOR THE ARTS	5,954		3,797	2,157
<b>STORM/SEWER LIFT STATIONS</b>				
OSCEOLA HIGH SCHOOL	47,409	42,605		4,805
<b>TANKS</b>				
TRANSPORTATION	132,084			132,084
<b>TECHNOLOGY INSTALLATION</b>				
ELEM CURRICULUM & INSTRUCTION	22,400	21,003		1,397
<b>TOTAL</b>	<b>\$ 7,459,103</b>	<b>\$ 802,951</b>	<b>\$ 1,454,604</b>	<b>\$ 5,201,548</b>

Carryover	\$ 6,656,152
-----------	--------------

**THE SCHOOL DISTRICT OF OSCEOLA COUNTY, FL**

CYCLICAL CAPITAL - NEW ITEMS

Facility	Project	Estimated Cost
Admin	Chillers-coils	\$ 40,000
Admin-Community Relations	Light Swith relocation	3,700
Celebration High	Concrete Slab Install	8,700
Cypress Elementary	Entrance Wrap Install	2,600
Hickory Tree Elementary	ADA Accessible Playground and Shade Structure	236,800
Hickory Tree Elementary	Playground Modifications- ADA (FY 19-20)	39,100
Neptune Middle	Half Wall Removal	7,300
Osceola County School for the Arts	Drainage Issue Repairs	6,000
Professional and Tech High	Bike Rack Install	19,600
Professional Development/SNS Building	Roof panels	600,000
Reedy Creek Elementary	Conversion of Media Rooms to Classrooms	57,300
Ross E Jeffries Extended Day	Offices for VPK & Extended Learning	69,513
Tohopekaliga High	Power Outlet Conversions	110,400
Transportation KM	Call Center Noise Abatement	16,700
Westside K-8	Bike Rack & Fencing Install	30,700
Westside K-8	Flooring Café	15,000
	Contingency/Reserve	<u>2,736,587</u>
	<b>Total</b>	<b>\$ 4,000,000</b>

**THE SCHOOL DISTRICT OF OSCEOLA COUNTY, FL**

DEFERRED MAINTENANCE - CARRYOVER

PROJECT DESCRIPTION / LOCATION	BEGINNING BUDGET	EXPENDITURES	ENCUMBERED & COMMITTED	AVAILABLE
<b>ATHLETIC FACILITIES-M&amp;R</b>				
CELEBRATION HIGH SCHOOL	\$ 70,000			\$ 70,000
OSCEOLA HIGH SCHOOL	50,000		9,000	41,000
POINCIANA HIGH SCHOOL	98,675	45,209		53,466
<b>CANOPY</b>				
HORIZON MIDDLE SCHOOL	25,000	8,023		16,977
<b>CARPET REPLACEMENT</b>				
ADULT LEARNING CENTER	40,000		36,153	3,847
CYPRESS ELEMENTARY	40,000		35,989	4,011
KISSIMMEE MIDDLE SCHOOL	160,000		71,646	88,355
NEPTUNE ELEMENTARY	16,065		16,065	0
ST. CLOUD ELEMENTARY	300,000	142	291,023	8,836
SUNRISE ELEMENTARY	309,000	265,345	43,314	341
WESTSIDE K-8 SCHOOL	2,000	1,493		507
ZENITH	25,000		20,486	4,514
<b>CEILING FANS</b>				
VENTURA ELEMENTARY	61,000	60,702		298
<b>CHILLER REPLACEMENT/REPAIR</b>				
CELEBRATION HIGH SCHOOL	1,400,000	1,068,923	235,093	95,984
CENTRAL AVENUE ELEMENTARY	588,030	19,249	30,270	538,511
DISCOVERY 6-8	224,792	223,358		1,435
FLORA RIDGE ELEMENTARY	550,000	235,421	282,235	32,344
KISSIMMEE ELEMENTARY SCHOOL	266,968	251,506		15,462
LIBERTY HIGH SCHOOL	192,165	187,192	3,850	1,123
NARCOOSSEE MIDDLE SCHOOL	275,000			275,000
PARTIN SETTLEMENT ELEMENTARY	550,000		16,500	533,500
POINCIANA ACADEMY OF FINE ARTS	254,165	254,165		
POINCIANA HIGH SCHOOL	3,054,192	2,159,422	894,770	0
<b>COMPACTOR REPLACEMENT/REMOVAL</b>				
EAST LAKE ELEMENTARY SCHOOL	20,000	7,985		12,015
KOA ELEMENTARY	30,000	5,381		24,619
<b>CONCRETE WORK</b>				
NARCOOSSEE ELEMENTARY SCHOOL	20,000	6,602		13,398
<b>FIELD OR TRACK REPAIRS</b>				
LIBERTY HIGH SCHOOL	298,727			298,727
<b>FLOORING</b>				
DISCOVERY 6-8	86,750	54,027		32,723
KOA ELEMENTARY	310,000	139,245	121,443	49,312
<b>FUEL SYSTEMS</b>				
TRANSPORTATION	300,000			300,000
<b>GUTTERS</b>				
BOGGY CREEK ELEMENTARY	10,000			10,000
DISCOVERY 6-8	175,000	9,082	93,272	72,646
KISSIMMEE ELEMENTARY SCHOOL	70,000	3,300		66,700
NARCOOSSEE MIDDLE SCHOOL	175,000	11,420	108,896	54,684
ST. CLOUD ELEMENTARY	80,000	59,597		20,403
<b>HVAC REPAIR/REPLACEMENT</b>				
ADULT LEARNING CENTER	24,000			24,000
CENTRAL AVENUE ELEMENTARY	40,000			40,000
CYPRESS ELEMENTARY	7,894	7,894		
DEERWOOD ELEMENTARY	7,758	7,758		
HARMONY HIGH SCHOOL	4,478	4,478		
HORIZON MIDDLE SCHOOL	2,335,000	152,730	39,251	2,143,019
KISSIMMEE MIDDLE SCHOOL	2,335,000	152,541	39,440	2,143,019
LAKEVIEW ELEMENTARY	275,000			275,000
LIBERTY HIGH SCHOOL	207,445	35,346		172,099
NEPTUNE MIDDLE SCHOOL	50,000			50,000
PARKWAY MIDDLE SCHOOL	40,000			40,000
ST. CLOUD HIGH SCHOOL	275,000			275,000
VENTURA ELEMENTARY	45,000		38,831	6,169
OTECH POINCIANA CAMPUS-OTCP	50,000		35,110	14,890

**THE SCHOOL DISTRICT OF OSCEOLA COUNTY, FL**

DEFERRED MAINTENANCE - CARRYOVER

PROJECT DESCRIPTION / LOCATION	BEGINNING BUDGET	EXPENDITURES	ENCUMBERED & COMMITTED	AVAILABLE
OTECH ST CLOUD CAMPUS-OTCS	6,000			6,000
<b>LIGHTING</b>				
CENTRAL AVENUE ELEMENTARY	30,000			30,000
PLEASANT HILL ELEMENTARY	20,000		5,423	14,577
POINCIANA HIGH SCHOOL	1,492,992	197,663	8,197	1,287,133
<b>MAINT/RENOV</b>				
COUNTY-WIDE	111,079			111,079
<b>PAINT</b>				
CYPRESS ELEMENTARY	70,000	32,822	32,687	4,492
EAST LAKE ELEMENTARY SCHOOL	130,000	32,159		97,841
KISSIMMEE MIDDLE SCHOOL	180,000	72,387	64,410	43,203
KOA ELEMENTARY	80,000	30,065	29,925	20,010
MILL CREEK ELEMENTARY	145,000	43,198	31,450	70,352
POINCIANA HIGH SCHOOL	250,386	42,891	207,496	
ST. CLOUD ELEMENTARY	67,113	67,113		
ST. CLOUD HIGH SCHOOL	175,000		140,000	35,000
SUNRISE ELEMENTARY	130,000	225	61,352	68,423
<b>PARKING LOT REPAIRS</b>				
CENTRAL AVENUE ELEMENTARY	20,000	8,429		11,571
HORIZON MIDDLE SCHOOL	25,000	5,540		19,460
LAKEVIEW ELEMENTARY	350,000	7,180	84,163	258,657
LIBERTY HIGH SCHOOL	55,000	14,871		40,129
NARCOOSSEE ELEMENTARY SCHOOL	20,000	433		19,568
NARCOOSSEE MIDDLE SCHOOL	20,000	433		19,568
NEW BEGINNINGS	20,000			20,000
OSCEOLA TECHNICAL COLLEGE	20,000	1,850		18,150
PARKWAY MIDDLE SCHOOL	20,000			20,000
<b>PAVING</b>				
POINCIANA HIGH SCHOOL	200,000			200,000
<b>PLUMBING</b>				
OSCEOLA TECHNICAL COLLEGE	19,898	19,898		
<b>PRESSURE WASHING</b>				
CYPRESS ELEMENTARY	35,000	9,060	1,914	24,026
KISSIMMEE MIDDLE SCHOOL	60,000			60,000
POINCIANA HIGH SCHOOL	39,831		18,200	21,631
<b>ROOFING</b>				
COUNTY-WIDE	50,000			50,000
POINCIANA ACADEMY OF FINE ARTS	251,309	243,010		8,299
<b>SITE DRAINAGE</b>				
CELEBRATION HIGH SCHOOL	50,000			50,000
LAKEVIEW ELEMENTARY	40,000			40,000
<b>WINDOW BLINDS</b>				
CYPRESS ELEMENTARY	25,000			25,000
MILL CREEK ELEMENTARY	12,000			12,000
<b>WINDOWS REPAIR/REPLACE</b>				
CYPRESS ELEMENTARY	5,000			5,000
<b>TOTAL</b>	<b>\$ 20,049,713</b>	<b>\$ 6,266,762</b>	<b>\$ 3,147,850</b>	<b>\$ 10,635,100</b>

Carryover	\$ 13,782,950
-----------	---------------

**THE SCHOOL DISTRICT OF OSCEOLA COUNTY, FL**

DEFERRED MAINTENANCE - NEW ITEMS

Facility	Project	Estimated Cost
ALCO	Parking lot striping	20,000
Boggy Creek Elementary	Chiller bldg 5	200,000
Celebration K8	Replace carpet	245,000
Celebration K8	Interior painting	96,000
Central Elementary	Replace Pre-K playground	60,000
Chestnut Elementary	Paint interior	80,000
Chestnut Elementary	Replace all carpet	300,000
County-wide	Stage Rigging	80,000
Cypress Elementary	Gutters rusted and need repair	50,000
Cypress Elementary	Replace damaged millwork	80,000
Deerwood Elementary	Large playground	150,000
Deerwood Elementary	Playground in front of school	50,000
Deerwood Elementary	Replaced aged window blinds and tint	26,000
Discovery Intermediate	Replace pumps and repipe	500,000
Highlands Elementary	Interior painting	100,000
Lakeview Elementary	Playground without cover	50,000
Mill Creek Elementary	Replace carpet	400,000
Narcoossee Elementary	Replace carpet	300,000
Narcoossee Elementary	Paint interior	80,000
Neptune Elementary	Parking lot striping	20,000
Poinciana High	Football bleachers	100,000
Reedy Creek Elementary	Boiler	40,000
Reedy Creek Elementary	Parking lot lighting	60,000
Reedy Creek Elementary	Marquee	20,000
St. Cloud Elementary	Pre-K playground canopy, rusted poles	75,000
St. Cloud High	Controls design	50,000
Sunrise Elementary	Small Little Tykes- obsolete playground parts	20,000
Thacker Elementary	Small Little Tykes- obsolete playground parts	25,000
Thacker Elementary	Pre-K playground under canopy	50,000
	Contingency/Reserve	1,173,000
	Total	<u>\$ 4,500,000.00</u>

# Special Revenue Fund

# FUND 400

## SPECIAL REVENUE FUND BUDGET

The Special Revenue Fund is comprised of two major sections: Food Service and Special Revenue-Other (Federal Grants).

The Food Service Fund reflects revenues and expenditures of the District's food service program. Federal reimbursements and local collections are the primary revenue sources which support this program. Some State support is also provided. The District does not subsidize the food service program from any other funding sources.

The Special Revenue-Other Fund accounts for federal entitlements and competitive grants.



**THE SCHOOL DISTRICT OF OSCEOLA COUNTY, FL**  
**SPECIAL REVENUE FUNDS (COMBINED) - ESTIMATED REVENUES**

Source	ACCT. NO.	2020-21 Tentative	2019-20 Budget	Difference
<b>FEDERAL:</b>				
Other Federal Direct	190	3,098,706.23	4,047,826.43	(949,120.20)
Miscellaneous Federal Direct	199	1,437,980.00	1,613,644.00	(175,664.00)
Vocational Education Act	201	1,008,918.99	905,838.43	103,080.56
Race to the Top	214	0.00	0.00	0.00
Teacher and Principal Training	225	4,014,922.10	2,950,540.83	1,064,381.27
Math and Science Partnerships	226	0.00	0.00	0.00
Individuals with Disabilities Education Act, PL94-142	230	16,475,359.89	17,090,181.00	(614,821.11)
Title I Targeted Assistance	240	25,188,189.07	27,408,920.85	(2,220,731.78)
Adult General Education	251	879,791.15	797,487.76	82,303.39
National School Lunch Act Lunch	261	21,200,000.00	24,600,000.00	(3,400,000.00)
National School Lunch Act Breakfast	262	6,800,000.00	7,900,000.00	(1,100,000.00)
National School Lunch Act Snack	263	475,000.00	550,000.00	(75,000.00)
Child Care Program	264	0.00	0.00	0.00
U.S.D.A Commodities	265	3,050,402.00	2,565,702.00	484,700.00
Summer Feeding	267	600,000.00	500,000.00	100,000.00
Other Federal Through State	290	21,650,616.18	4,115,711.54	17,534,904.64
Emergency Immigrant	293	2,803,085.21	2,350,741.34	452,343.87
Total Federal		108,682,970.82	97,396,594.18	11,286,376.64
<b>STATE:</b>				
School Breakfast Supplement	337	202,584.00	218,000.00	(15,416.00)
Food Service Supplement	338	247,416.00	260,000.00	(12,584.00)
Miscellaneous State Sources	399	0.00	0.00	0.00
Total State		450,000.00	478,000.00	(28,000.00)
<b>LOCAL:</b>				
Interest, Including Profit on Investments	43X	300,000.00	153,000.00	147,000.00
Gifts, Grants and Bequests	440	0.00	0.00	0.00
Food Service Sales	450	1,199,341.00	1,396,600.00	(197,259.00)
Adult Gen Educ Course Fee/GED	461	0.00	0.00	0.00
Pre-K Early Intervention	472	0.00	0.00	0.00
School-Aged Child Care Fees	473	0.00	0.00	0.00
Miscellaneous Local Sources	495	100,000.00	100,000.00	0.00
Total Local		1,599,341.00	1,649,600.00	(50,259.00)
<b>OTHER SOURCES:</b>				
Transfers In	610	0.00	0.00	0.00
Total Other Sources		0.00	0.00	0.00
<b>TOTAL ESTIMATED REVENUE &amp; OTHER SOURCES</b>		110,732,311.82	99,524,194.18	11,208,117.64
<b>FUND BALANCE AT BEGINNING OF YEAR:</b>				
Nonspendable-Inventory	2711	1,077,716.68	1,077,716.68	0.00
Restricted for Grants and Programs	2729	12,534,225.60	22,816,757.17	(10,282,531.57)
Assigned for Other Programs	2749	0.00	0.00	0.00
Unassigned	2750	0.00	0.00	0.00
Total Beginning Fund Balance		13,611,942.28	23,894,473.85	(10,282,531.57)
<b>TOTAL EST REVENUE AND BEGINNING FD BAL</b>		124,344,254.10	123,418,668.03	925,586.07

**THE SCHOOL DISTRICT OF OSCEOLA COUNTY, FL**  
**SPECIAL REVENUE FUNDS (COMBINED) - SUMMARY OF APPROPRIATIONS AND FUND BALANCE**

Use	ACCT. NO.	2020-21 Tentative	2019-20 Budget	Difference
Instruction	5000	54,322,292.48	37,549,143.24	16,773,149.24
Pupil Personnel Services	6100	3,773,221.02	3,722,976.56	50,244.46
Instructional Media	6200	266,779.71	235,468.24	31,311.47
Instruction and Curriculum Development	6300	8,265,944.14	10,170,254.15	(1,904,310.01)
Instructional Staff Training	6400	5,467,069.23	6,308,059.41	(840,990.18)
Instruction Related Technology	6500	118,724.31	110,364.47	8,359.84
General Administration	7200	1,879,914.97	1,027,349.96	852,565.01
School Administration	7300	7,579.05	47,723.17	(40,144.12)
Facilities Acquisition and Construction	7400	0.00	0.00	0.00
Fiscal Services	7500	0.00	0.00	0.00
Food Services	7600	38,056,626.76	45,924,662.91	(7,868,036.15)
Central Services	7700	658,613.80	476,692.61	181,921.19
Pupil Transportation	7800	269,420.73	156,650.94	112,769.79
Operation of Plant	7900	37,980.00	886.72	37,093.28
Maintenance of Plant	8100	52,900.37	45,066.09	7,834.28
Administrative Technology Services	8200	31,312.17	30,256.62	1,055.55
Community Services	9100	1,400,434.32	1,400,000.00	434.32
Debt Service	9200	0.00	0.00	0.00
Total Appropriations		<u>114,608,813.06</u>	<u>107,205,555.09</u>	<u>7,403,257.97</u>
<b>OTHER USES:</b>				
Transfers Out	9700	0.00	0.00	0.00
Total Other Financing Uses		<u>-</u>	<u>-</u>	<u>-</u>
<b>TOTAL APPROPRIATIONS AND OTHER USES</b>		<u>114,608,813.06</u>	<u>107,205,555.09</u>	<u>7,403,257.97</u>
<b>ESTIMATED REVENUES LESS APPROPRIATIONS</b>		<u>(3,876,501.24)</u>	<u>(7,681,360.91)</u>	<u>3,804,859.67</u>
<b>FUND BALANCE AT END OF YEAR:</b>				
Nonspendable-Inventory	2711	1,077,716.68	1,077,716.68	0.00
Restricted for Grants and Programs	2729	8,657,724.36	15,135,396.26	(6,477,671.90)
Assigned for Other Programs	2749	0.00	0.00	0.00
Unassigned	2750	0.00	0.00	0.00
Total Ending Fund Balance		<u>9,735,441.04</u>	<u>16,213,112.94</u>	<u>(6,477,671.90)</u>
<b>TOTAL APPROPRIATIONS AND ENDING FD BAL</b>		<u>124,344,254.10</u>	<u>123,418,668.03</u>	<u>925,586.07</u>

**THE SCHOOL DISTRICT OF OSCEOLA COUNTY, FL**  
**SPECIAL REVENUE FUNDS (FOOD SERVICE) - ESTIMATED REVENUES**

Source	ACCT. NO.	2020-21 Tentative	2019-20 Budget	Difference
<b>FEDERAL:</b>				
Other Federal Direct	190	0.00	0.00	0.00
Miscellaneous Federal Direct	199	0.00	0.00	0.00
Vocational Education Act	201	0.00	0.00	0.00
Race to the Top	214	0.00	0.00	0.00
Safe and Drug Free Schools	227	0.00	0.00	0.00
Individuals with Disabilities Education Act, PL94-142	230	0.00	0.00	0.00
Title I Targeted Assistance	240	0.00	0.00	0.00
Adult General Education	251	0.00	0.00	0.00
National School Lunch Act Lunch	261	21,200,000.00	24,600,000.00	(3,400,000.00)
National School Lunch Act Breakfast	262	6,800,000.00	7,900,000.00	(1,100,000.00)
National School Lunch Act Snack	263	475,000.00	550,000.00	(75,000.00)
Child Care Program	264	0.00	0.00	0.00
U.S.D.A Commodities	265	3,050,402.00	2,565,702.00	484,700.00
Cash in Lieu of Commodities	266	0.00	0.00	0.00
Summer Feeding	267	600,000.00	500,000.00	100,000.00
Other Federal Through State	290	0.00	0.00	0.00
Emergency Immigrant	293	0.00	0.00	0.00
Total Federal		32,125,402.00	36,115,702.00	(3,990,300.00)
<b>STATE:</b>				
School Breakfast Supplement	337	202,584.00	218,000.00	(15,416.00)
Food Service Supplement	338	247,416.00	260,000.00	(12,584.00)
Miscellaneous State Sources	399	0.00	0.00	0.00
Total State		450,000.00	478,000.00	(28,000.00)
<b>LOCAL:</b>				
Interest, Including Profit on Investments	43X	300,000.00	153,000.00	147,000.00
Gifts, Grants and Bequests	440	0.00	0.00	0.00
Food Service Sales	450	1,199,341.00	1,396,600.00	(197,259.00)
Pre-K Early Intervention	472	0.00	0.00	0.00
School-Aged Child Care Fees	473	0.00	0.00	0.00
Miscellaneous Local Sources	495	100,000.00	100,000.00	0.00
Total Local		1,599,341.00	1,649,600.00	(50,259.00)
<b>OTHER SOURCES:</b>				
Transfers In	610	0.00	0.00	0.00
Total Other Sources		0.00	0.00	0.00
<b>TOTAL ESTIMATED REVENUE &amp; OTHER SOURCES</b>		34,174,743.00	38,243,302.00	(4,068,559.00)
<b>FUND BALANCE AT BEGINNING OF YEAR:</b>				
Nonspendable-Inventory	2711	1,077,716.68	1,077,716.68	0.00
Restricted for Grants and Programs	2729	12,534,225.60	22,816,757.17	(10,282,531.57)
Assigned for Other Programs	2749	0.00	0.00	0.00
Unassigned	2750	0.00	0.00	0.00
Total Beginning Fund Balance		13,611,942.28	23,894,473.85	(10,282,531.57)
<b>TOTAL EST REVENUE AND BEGINNING FD BAL</b>		47,786,685.28	62,137,775.85	(14,351,090.57)

**THE SCHOOL DISTRICT OF OSCEOLA COUNTY, FL**  
**SPECIAL REVENUE FUNDS (FOOD SERVICE) - SUMMARY OF APPROPRIATIONS AND FUND BALANCE**

Use	ACCT. NO.	2020-21 Tentative	2019-20 Budget	Difference
<b>FOOD SERVICE (Function 7600)</b>				
Salaries	100	9,824,338.59	10,144,164.10	(319,825.51)
Salaries-Overtime	102	262,000.00	279,000.00	(17,000.00)
Retirement	210	1,007,233.61	882,210.79	125,022.82
Social Security	220	777,561.50	801,028.61	(23,467.11)
Group Insurance	230	3,125,030.79	3,222,012.46	(96,981.67)
Workers' Compensation	240	240,000.00	200,000.00	40,000.00
Purchased Service	310	32,000.00	12,000.00	20,000.00
Technology Related Prof. and Technical Svcs.	319	80,000.00	100,000.00	(20,000.00)
Insurance & Bond Premiums	320	0.00	0.00	0.00
Travel	330	37,135.00	34,200.00	2,935.00
Administrative Travel	331	11,250.00	520.00	10,730.00
Field Trips-Instruction	339	0.00	0.00	0.00
Repairs and Maintenance	350	161,970.00	153,620.00	8,350.00
Technology Related Repairs and Maintenance	359	40,000.00	50,000.00	(10,000.00)
Rentals	360	2,000.00	3,000.00	(1,000.00)
Technology Related Rentals	369	70,000.00	64,200.00	5,800.00
Communications	370	0.00	0.00	0.00
Garbage & Trash/Other	381	200.00	3,000.00	(2,800.00)
Postage	371	300.00	900.00	(600.00)
Telephone and Data Comm	379	1,850.00	3,000.00	(1,150.00)
Other Purchased Services	390	108,000.00	138,000.00	(30,000.00)
Other Tech Related Purchased Services	399	44,200.00	38,000.00	6,200.00
Natural Gas	410	7,600.00	9,100.00	(1,500.00)
Propane or Bottled Gas	420	26,910.00	40,000.00	(13,090.00)
Electricity	430	0.00	9,000.00	(9,000.00)
Gasoline	450	19,000.00	18,050.00	950.00
Diesel Fuel	460	6,500.00	11,450.00	(4,950.00)
Supplies	510	976,110.75	2,410,470.37	(1,434,359.62)
Technology Related Supplies	519	36,000.00	20,000.00	16,000.00
Repair Parts	550	5,100.00	10,000.00	(4,900.00)
Tires and Tubes	560	0.00	0.00	0.00
Food	570	9,544,635.68	12,469,400.00	(2,924,764.32)
USDA Donated Foods	580	3,051,402.00	2,566,202.00	485,200.00
Other Materials and Supplies	590	0.00	0.00	0.00
Budget Reserves	593	1,000,000.00	0.00	1,000,000.00
Pest Control	595	25,660.00	21,200.00	4,460.00
Furniture, Fixtures & Equipment (prop. rec.)	641	161,339.96	637,500.00	(476,160.04)
Furniture, Fixtures & Equipment (no prop. rec.)	642	97,500.00	280,000.00	(182,500.00)
Capitalized Computer Equipment	643	75,000.00	30,000.00	45,000.00
Non-capitalized Computer Equipment	644	282,000.00	70,000.00	212,000.00
Technology Related Capitalized FF&E	648	90,000.00	0.00	90,000.00
Technology Related Non Capitalized FF&E	649	30,530.99	100,399.99	(69,869.00)
Motor Vehicles Other Than Buses	652	1,209,713.86	613,606.00	596,107.86
Improvements Other Than Buildings	670	0.00	0.00	0.00
Offsite-Improvements Other Than Buildings	671	0.00	6,206.95	(6,206.95)
Remodeling & Renovations	680	100,000.00	100,000.00	0.00
Remodeling Capitalized	681	5,240,921.51	10,037,811.64	(4,796,890.13)
Non-Capitalized Remodel & Renovate	682	50.00	5,000.00	(4,950.00)
Capitalized Software	691	10.00	10.00	0.00
Non-capitalized Software	692	200.00	800.00	(600.00)
Dues and Fees	730	26,990.00	19,800.00	7,190.00
Other Personnel Services	750	207,000.00	303,800.00	(96,800.00)
Misc Exp/Indirect Cost	790	6,000.00	6,000.00	0.00
Misc Technology Related	799	0.00	0.00	0.00
Total Appropriations		<u>38,051,244.24</u>	<u>45,924,662.91</u>	<u>(7,873,418.67)</u>
<b>OTHER USES:</b>				
Transfers Out	9700	0.00	0.00	0.00
Total Other Financing Uses		<u>0.00</u>	<u>0.00</u>	<u>0.00</u>
<b>TOTAL APPROPRIATIONS AND OTHER USES</b>		<u>38,051,244.24</u>	<u>45,924,662.91</u>	<u>(7,873,418.67)</u>
<b>ESTIMATED REVENUE LESS APPROPRIATIONS</b>		<u>(3,876,501.24)</u>	<u>(7,681,360.91)</u>	<u>3,804,859.67</u>
<b>FUND BALANCE AT END OF YEAR:</b>				
Nonspendable-Inventory	2711	1,077,716.68	1,077,716.68	0.00
Restricted for Grants and Programs	2729	8,657,724.36	15,135,396.26	(6,477,671.90)
Assigned for Other Programs	2749	0.00	0.00	0.00
Unassigned	2750	0.00	0.00	0.00
Total Ending Fund Balance		<u>9,735,441.04</u>	<u>16,213,112.94</u>	<u>(6,477,671.90)</u>
<b>TOTAL APPROPRIATIONS AND ENDING FD BAL</b>		<u>47,786,685.28</u>	<u>62,137,775.85</u>	<u>(14,351,090.57)</u>

**THE SCHOOL DISTRICT OF OSCEOLA COUNTY, FL**  
**SPECIAL REVENUE FUNDS (OTHER) - ESTIMATED REVENUES**

Source	ACCT. NO.	2020-21 Tentative	2019-20 Budget	Difference
<b>FEDERAL:</b>				
Head Start	130	0.00	0.00	0.00
Civil Rights Act Title IV	140	0.00	0.00	0.00
Emergency School Assistance	161	0.00	0.00	0.00
Community Action Program	180	0.00	0.00	0.00
Other Federal Direct	190	3,098,706.23	4,047,826.43	(949,120.20)
ROTC	191	0.00	0.00	0.00
Miscellaneous Federal Direct	199	1,437,980.00	1,613,644.00	(175,664.00)
Vocational Education Act	201	1,008,918.99	905,838.43	103,080.56
Education Jobs Fund	215	0.00	0.00	0.00
Workforce Investment Act	220	0.00	0.00	0.00
Teacher and Principal Training	225	4,014,922.10	2,950,540.83	1,064,381.27
Math and Science Partnerships	226	0.00	0.00	0.00
Safe and Drug Free Schools	227	0.00	0.00	0.00
Individuals with Disabilities Education Act, PL94-142	230	16,475,359.89	17,090,181.00	(614,821.11)
Title I Targeted Assistance	240	25,188,189.07	27,408,920.85	(2,220,731.78)
Adult General Education	251	879,791.15	797,487.76	82,303.39
National School Lunch Act Lunch	261	0.00	0.00	0.00
National School Lunch Act Breakfast	262	0.00	0.00	0.00
National School Lunch Act Snack	263	0.00	0.00	0.00
U.S.D.A Commodities	265	0.00	0.00	0.00
Cash in Lieu of Commodities	266	0.00	0.00	0.00
Summer Feeding	267	0.00	0.00	0.00
Nutrition Education and Training Program	268	0.00	0.00	0.00
Innovative Education Program Strategies	270	0.00	0.00	0.00
Other Federal Through State	290	4,312,488.17	4,115,711.54	196,776.63
Emergency Immigrant	293	2,803,085.21	2,350,741.34	452,343.87
Total Federal		<u>59,219,440.81</u>	<u>61,280,892.18</u>	<u>(2,061,451.37)</u>
<b>STATE:</b>				
Categorical State Sources	330	0.00	0.00	0.00
School Breakfast Supplement	337	0.00	0.00	0.00
Food Service Supplement	338	0.00	0.00	0.00
Miscellaneous State Sources	399	0.00	0.00	0.00
Total State		<u>0.00</u>	<u>0.00</u>	<u>0.00</u>
<b>LOCAL:</b>				
Interest, Including Profit on Investments	43X	0.00	0.00	0.00
Food Service Sales	450	0.00	0.00	0.00
Pre-K Early Intervention	472	0.00	0.00	0.00
School-Aged Child Care Fees	473	0.00	0.00	0.00
Miscellaneous Local Sources	495	0.00	0.00	0.00
Total Local		<u>0.00</u>	<u>0.00</u>	<u>0.00</u>
<b>OTHER SOURCES:</b>				
Transfers In	610	0.00	0.00	0.00
Total Other Sources		<u>0.00</u>	<u>0.00</u>	<u>0.00</u>
<b>TOTAL ESTIMATED REVENUE &amp; OTHER SOURCES</b>		<u>59,219,440.81</u>	<u>61,280,892.18</u>	<u>(2,061,451.37)</u>
<b>FUND BALANCE AT BEGINNING OF YEAR:</b>				
Nonspendable-Inventory	2711	0.00	0.00	0.00
Restricted for Grants and Programs	2729	0.00	0.00	0.00
Assigned for Other Programs	2749	0.00	0.00	0.00
Unassigned	2750	0.00	0.00	0.00
Total Beginning Fund Balance		<u>0.00</u>	<u>0.00</u>	<u>0.00</u>
<b>TOTAL EST REVENUE AND BEGINNING FD BAL</b>		<u>59,219,440.81</u>	<u>61,280,892.18</u>	<u>(2,061,451.37)</u>

**THE SCHOOL DISTRICT OF OSCEOLA COUNTY, FL**  
**SPECIAL REVENUE FUNDS (OTHER) - SUMMARY OF APPROPRIATIONS AND FUND BALANCE**

Use	ACCT. NO.	2020-21 Tentative	2019-20 Budget	Difference
Instruction	5000	37,873,483.18	37,549,143.24	324,339.94
Pupil Personnel Services	6100	3,773,221.02	3,722,976.56	50,244.46
Instructional Media	6200	266,779.71	235,468.24	31,311.47
Instruction and Curriculum Development	6300	8,182,104.78	10,170,254.15	(1,988,149.37)
Instructional Staff Training	6400	5,467,069.23	6,308,059.41	(840,990.18)
Instruction Related Technology	6500	118,724.31	110,364.47	8,359.84
General Administration	7200	1,257,299.62	1,027,349.96	229,949.66
School Administration	7300	7,579.05	47,723.17	(40,144.12)
Facilities Acquisition and Construction	7400	0.00	0.00	0.00
Fiscal Services	7500	0.00	0.00	0.00
Food Services	7600	5,382.52	0.00	5,382.52
Central Services	7700	658,613.80	476,692.61	181,921.19
Pupil Transportation	7800	86,556.73	156,650.94	(70,094.21)
Operation of Plant	7900	37,980.00	886.72	37,093.28
Maintenance of Plant	8100	52,900.37	45,066.09	7,834.28
Administrative Technology Services	8200	31,312.17	30,256.62	1,055.55
Community Services	9100	1,400,434.32	1,400,000.00	434.32
Debt Service	9200	0.00	0.00	0.00
Total Appropriations		59,219,440.81	61,280,892.18	(2,061,451.37)
<b>OTHER USES:</b>				
Transfers Out	9700	0.00	0.00	0.00
Total Other Financing Uses		-	-	-
<b>TOTAL APPROPRIATIONS AND OTHER USES</b>		59,219,440.81	61,280,892.18	(2,061,451.37)
<b>ESTIMATED REVENUES LESS APPROPRIATIONS</b>		0.00	0.00	0.00
<b>FUND BALANCE AT END OF YEAR:</b>				
Nonspendable-Inventory	2711	0.00	0.00	0.00
Restricted for Grants and Programs	2729	0.00	0.00	0.00
Assigned for Other Programs	2749	0.00	0.00	0.00
Unassigned	2750	0.00	0.00	0.00
Total Ending Fund Balance		0.00	0.00	0.00
<b>TOTAL APPROPRIATIONS AND ENDING FD BAL</b>		59,219,440.81	61,280,892.18	(2,061,451.37)

**THE SCHOOL DISTRICT OF OSCEOLA COUNTY, FL**  
**SPECIAL REVENUE FUNDS (OTHER) - ESTIMATED REVENUE BY FUND**

Source	ACCT. NO.	420 Fed-State	421 Pell Grants	422 Federal Direct	Total
<b>FEDERAL:</b>					
Head Start	130	0.00	0.00	0.00	0.00
Civil Rights Act Title IV	140	0.00	0.00	0.00	0.00
Emergency School Assistance	161	0.00	0.00	0.00	0.00
Community Action Program	180	0.00	0.00	0.00	0.00
Other Federal Direct	190	193,448.40	0.00	2,905,257.83	3,098,706.23
Miscellaneous Federal Direct	199	0.00	1,400,000.00	37,980.00	1,437,980.00
Vocational Education Act	201	1,008,918.99	0.00	0.00	1,008,918.99
Race to the Top	214	0.00	0.00	0.00	0.00
Education Jobs Fund	215	0.00	0.00	0.00	0.00
Workforce Investment Act	220	0.00	0.00	0.00	0.00
Teacher and Principal Training	225	4,014,922.10	0.00	0.00	4,014,922.10
Math and Science Partnerships	226	0.00	0.00	0.00	0.00
Safe and Drug Free Schools	227	0.00	0.00	0.00	0.00
Individuals with Disabilities Education Act, PL94-142	230	16,475,359.89	0.00	0.00	16,475,359.89
Title I Targeted Assistance	240	25,188,189.07	0.00	0.00	25,188,189.07
Adult General Education	251	879,791.15	0.00	0.00	879,791.15
National School Lunch Act Lunch	261	0.00	0.00	0.00	0.00
National School Lunch Act Breakfast	262	0.00	0.00	0.00	0.00
National School Lunch Act Snack	263	0.00	0.00	0.00	0.00
U.S.D.A Commodities	265	0.00	0.00	0.00	0.00
Summer Feeding	267	0.00	0.00	0.00	0.00
Other Federal Through State	290	4,312,488.17	0.00	0.00	4,312,488.17
Emergency Immigrant	293	2,803,085.21	0.00	0.00	2,803,085.21
Total Federal		54,876,202.98	1,400,000.00	2,943,237.83	59,219,440.81
<b>STATE:</b>					
School Breakfast Supplement	337	0.00	0.00	0.00	0.00
Food Service Supplement	338	0.00	0.00	0.00	0.00
Miscellaneous State Sources	399	0.00	0.00	0.00	0.00
Total State		0.00	0.00	0.00	0.00
<b>LOCAL:</b>					
Interest, Including Profit on Investments	43X	0.00	0.00	0.00	0.00
Food Service Sales	450	0.00	0.00	0.00	0.00
Pre-K Early Intervention	472	0.00	0.00	0.00	0.00
School-Aged Child Care Fees	473	0.00	0.00	0.00	0.00
Miscellaneous Local Sources	495	0.00	0.00	0.00	0.00
Total Local		0.00	0.00	0.00	0.00
<b>OTHER SOURCES:</b>					
Transfers In	610	0.00	0.00	0.00	0.00
Total Other Sources		0.00	0.00	0.00	0.00
<b>TOTAL ESTIMATED REVENUE &amp; OTHER SOURCES</b>		54,876,202.98	1,400,000.00	2,943,237.83	59,219,440.81
<b>FUND BALANCE AT BEGINNING OF YEAR:</b>					
Nonspendable-Inventory	2711	0.00	0.00	0.00	0.00
Restricted for Grants and Programs	2729	0.00	0.00	0.00	0.00
Assigned for Other Programs	2749	0.00	0.00	0.00	0.00
Unassigned	2750	0.00	0.00	0.00	0.00
Total Beginning Fund Balance		0.00	0.00	0.00	0.00
<b>TOTAL EST REVENUE AND BEGINNING FD BAL</b>		54,876,202.98	1,400,000.00	2,943,237.83	59,219,440.81

**THE SCHOOL DISTRICT OF OSCEOLA COUNTY, FL**  
**SPECIAL REVENUE FUNDS (OTHER) - SUMMARY OF APPROPRIATIONS AND FUND BALANCE BY FUND**

Use	ACCT. NO.	420 Fed-State	421 Pell Grants	422 Federal Direct	Total
Instruction	5000	36,540,178.92	0.00	1,333,304.26	37,873,483.18
Pupil Personnel Services	6100	2,792,605.66	0.00	980,615.36	3,773,221.02
Instructional Media	6200	266,779.71	0.00	0.00	266,779.71
Instruction and Curriculum Development	6300	8,136,833.01	0.00	45,271.77	8,182,104.78
Instructional Staff Training	6400	4,968,426.72	0.00	498,642.51	5,467,069.23
Instruction Related Technology	6500	118,724.31	0.00	0.00	118,724.31
General Administration	7200	1,210,197.48	0.00	47,102.14	1,257,299.62
School Administration	7300	7,257.26	0.00	321.79	7,579.05
Facilities Acquisition and Construction	7400	0.00	0.00	0.00	0.00
Fiscal Services	7500	0.00	0.00	0.00	0.00
Food Service	7600	5,382.52	0.00	0.00	5,382.52
Central Services	7700	658,613.80	0.00	0.00	658,613.80
Pupil Transportation	7800	86,556.73	0.00	0.00	86,556.73
Operation of Plant	7900	0.00	0.00	37,980.00	37,980.00
Maintenance of Plant	8100	52,900.37	0.00	0.00	52,900.37
Administrative Technology Services	8200	31,312.17	0.00	0.00	31,312.17
Community Services	9100	434.32	1,400,000.00	0.00	1,400,434.32
Debt Service	9200	0.00	0.00	0.00	0.00
Transfers Out	9700	0.00	0.00	0.00	0.00
<b>TOTAL APPROPRIATIONS AND OTHER USES</b>		<b>54,876,202.98</b>	<b>1,400,000.00</b>	<b>2,943,237.83</b>	<b>59,219,440.81</b>
<b>ESTIMATED REVENUES LESS APPROPRIATIONS</b>		<b>0.00</b>	<b>0.00</b>	<b>0.00</b>	<b>0.00</b>
<b>FUND BALANCE AT END OF YEAR:</b>					
Nonspendable-Inventory	2711	0.00	0.00	0.00	0.00
Restricted for Grants and Programs	2729	0.00	0.00	0.00	0.00
Assigned for Other Programs	2749	0.00	0.00	0.00	0.00
Unassigned	2750	0.00	0.00	0.00	0.00
Total Ending Fund Balance		0.00	0.00	0.00	0.00
<b>TOTAL APPROPRIATIONS AND ENDING FD BAL</b>		<b>54,876,202.98</b>	<b>1,400,000.00</b>	<b>2,943,237.83</b>	<b>59,219,440.81</b>



**THE SCHOOL DISTRICT OF OSCEOLA COUNTY, FL**  
**SPECIAL REVENUE FUNDS (CARES ACT) - ESTIMATED REVENUES - 2020-21**

Source	ACCT. NO.	2020-21 Tentative	2019-20 Budget	Difference
<b>FEDERAL:</b>				
Head Start	130	0.00	0.00	0.00
Civil Rights Act Title IV	140	0.00	0.00	0.00
Emergency School Assistance	161	0.00	0.00	0.00
Community Action Program	180	0.00	0.00	0.00
Other Federal Direct	190	0.00	0.00	0.00
ROTC	191	0.00	0.00	0.00
Miscellaneous Federal Direct	199	0.00	0.00	0.00
Vocational Education Act	201	0.00	0.00	0.00
State Fiscal Stabilization, K-12	210	0.00	0.00	0.00
Race to the Top	214	0.00	0.00	0.00
Education Jobs Fund	215	0.00	0.00	0.00
Workforce Investment Act	220	0.00	0.00	0.00
Eisenhower	226	0.00	0.00	0.00
Safe and Drug Free Schools	227	0.00	0.00	0.00
Math and Science Partnerships	226	0.00	0.00	0.00
Individuals with Disabilities Education Act, PL94-142	230	0.00	0.00	0.00
Title I Targeted Assistance	240	0.00	0.00	0.00
Adult General Education	251	0.00	0.00	0.00
National School Lunch Act Lunch	261	0.00	0.00	0.00
National School Lunch Act Breakfast	262	0.00	0.00	0.00
National School Lunch Act Snack	263	0.00	0.00	0.00
U.S.D.A Commodities	265	0.00	0.00	0.00
Summer Feeding	267	0.00	0.00	0.00
Other Federal Through State	290	17,338,128.01	0.00	17,338,128.01
Emergency Immigrant	293	0.00	0.00	0.00
Total Federal		<u>17,338,128.01</u>	<u>0.00</u>	<u>17,338,128.01</u>
<b>STATE:</b>				
School Breakfast Supplement	337	0.00	0.00	0.00
Food Service Supplement	338	0.00	0.00	0.00
Miscellaneous State Sources	399	0.00	0.00	0.00
Total State		<u>0.00</u>	<u>0.00</u>	<u>0.00</u>
<b>LOCAL:</b>				
Interest, Including Profit on Investments	43X	0.00	0.00	0.00
Food Service Sales	450	0.00	0.00	0.00
Pre-K Early Intervention	472	0.00	0.00	0.00
School-Aged Child Care Fees	473	0.00	0.00	0.00
Miscellaneous Local Sources	495	0.00	0.00	0.00
Total Local		<u>0.00</u>	<u>0.00</u>	<u>0.00</u>
<b>OTHER SOURCES:</b>				
Transfers In	610	0.00	0.00	0.00
Total Other Sources		<u>0.00</u>	<u>0.00</u>	<u>0.00</u>
<b>TOTAL ESTIMATED REVENUE &amp; OTHER SOURCES</b>		<u>17,338,128.01</u>	<u>0.00</u>	<u>17,338,128.01</u>
<b>FUND BALANCE AT BEGINNING OF YEAR:</b>				
Nonspendable-Inventory	2711	0.00	0.00	0.00
Restricted for Grants and Programs	2729	0.00	0.00	0.00
Assigned for Other Programs	2749	0.00	0.00	0.00
Unassigned	2750	0.00	0.00	0.00
Total Beginning Fund Balance		<u>0.00</u>	<u>0.00</u>	<u>0.00</u>
<b>TOTAL EST REVENUE AND BEGINNING FD BAL</b>		<u>17,338,128.01</u>	<u>0.00</u>	<u>17,338,128.01</u>

**THE SCHOOL DISTRICT OF OSCEOLA COUNTY, FL**  
**SPECIAL REVENUE FUNDS (CARES ACT) - SUMMARY OF APPROPRIATIONS AND FUND BALANCE - 2020-21**

Use	ACCT. NO.	2020-21 Tentative	2019-20 Budget	Difference
Instruction	5000	16,448,809.30	0.00	16,448,809.30
Pupil Personnel Services	6100	0.00	0.00	0.00
Instructional Media	6200	0.00	0.00	0.00
Instruction and Curriculum Development	6300	83,839.36	0.00	83,839.36
Instructional Staff Training	6400	0.00	0.00	0.00
Instruction Related Technology	6500	0.00	0.00	0.00
General Administration	7200	622,615.35	0.00	622,615.35
School Administration	7300	0.00	0.00	0.00
Facilities Acquisition and Construction	7400	0.00	0.00	0.00
Fiscal Services	7500	0.00	0.00	0.00
Food Services	7600	0.00	0.00	0.00
Central Services	7700	0.00	0.00	0.00
Pupil Transportation	7800	182,864.00	0.00	182,864.00
Operation of Plant	7900	0.00	0.00	0.00
Maintenance of Plant	8100	0.00	0.00	0.00
Administrative Technology Services	8200	0.00	0.00	0.00
Community Services	9100	0.00	0.00	0.00
Debt Service	9200	0.00	0.00	0.00
Transfers Out	9700	0.00	0.00	0.00
<b>TOTAL APPROPRIATIONS AND OTHER USES</b>		<b>17,338,128.01</b>	<b>0.00</b>	<b>17,338,128.01</b>
<b>ESTIMATED REVENUES LESS APPROPRIATIONS</b>		<b>0.00</b>	<b>0.00</b>	<b>0.00</b>
<b>FUND BALANCE AT END OF YEAR:</b>				
Nonspendable-Inventory	2711	0.00	0.00	0.00
Restricted for Grants and Programs	2729	0.00	0.00	0.00
Assigned for Other Programs	2749	0.00	0.00	0.00
Unassigned	2750	0.00	0.00	0.00
Total Ending Fund Balance		0.00	0.00	0.00
<b>TOTAL APPROPRIATIONS AND ENDING FD BAL</b>		<b>17,338,128.01</b>	<b>0.00</b>	<b>17,338,128.01</b>

**THE SCHOOL DISTRICT OF OSCEOLA COUNTY, FL**  
**SPECIAL REVENUE FUNDS (CARES ACT) - ESTIMATED REVENUES BY FUND - 2020-21**

Source	ACCT. NO.	441 ESSER SPECIAL REVENUE	442 CARES ACT SPECIAL REVENUE	Total
<b>FEDERAL:</b>				
Head Start	130	0.00	0.00	0.00
Civil Rights Act Title IV	140	0.00	0.00	0.00
Emergency School Assistance	161	0.00	0.00	0.00
Community Action Program	180	0.00	0.00	0.00
Other Federal Direct	190	0.00	0.00	0.00
ROTC	191	0.00	0.00	0.00
Miscellaneous Federal Direct	199	0.00	0.00	0.00
Vocational Education Act	201	0.00	0.00	0.00
State Fiscal Stabilization, K-12	210	0.00	0.00	0.00
State Fiscal Stabilization, Workforce Dev	211	0.00	0.00	0.00
State Fiscal Stabilization, Voluntary Pre-K	212	0.00	0.00	0.00
Race to the Top	214	0.00	0.00	0.00
Education Jobs Fund	215	0.00	0.00	0.00
Workforce Investment Act	220	0.00	0.00	0.00
Eisenhower	226	0.00	0.00	0.00
Safe and Drug Free Schools	227	0.00	0.00	0.00
Individuals with Disabilities Education Act, PL94-142	230	0.00	0.00	0.00
Title I Targeted Assistance	240	0.00	0.00	0.00
Adult General Education	251	0.00	0.00	0.00
Higher Education Act	252	0.00	0.00	0.00
Vocational Rehabilitation	253	0.00	0.00	0.00
National School Lunch Act Lunch	261	0.00	0.00	0.00
National School Lunch Act Breakfast	262	0.00	0.00	0.00
National School Lunch Act Snack	263	0.00	0.00	0.00
U.S.D.A Commodities	265	0.00	0.00	0.00
Cash in Lieu of Commodities	266	0.00	0.00	0.00
Summer Feeding	267	0.00	0.00	0.00
Nutrition Education and Training Program	268	0.00	0.00	0.00
Innovative Education Program Strategies	270	0.00	0.00	0.00
Other Federal Through State	290	15,148,792.01	2,189,336.00	17,338,128.01
Emergency Immigrant	293	0.00	0.00	0.00
Total Federal		15,148,792.01	2,189,336.00	17,338,128.01
<b>STATE:</b>				
School Breakfast Supplement	337	0.00	0.00	0.00
Food Service Supplement	338	0.00	0.00	0.00
Miscellaneous State Sources	399	0.00	0.00	0.00
Total State		0.00	0.00	0.00
<b>LOCAL:</b>				
Interest, Including Profit on Investments	43X	0.00	0.00	0.00
Food Service Sales	450	0.00	0.00	0.00
Pre-K Early Intervention	472	0.00	0.00	0.00
School-Aged Child Care Fees	473	0.00	0.00	0.00
Miscellaneous Local Sources	495	0.00	0.00	0.00
Total Local		0.00	0.00	0.00
<b>OTHER SOURCES:</b>				
Transfers In	610	0.00	0.00	0.00
Total Other Sources		0.00	0.00	0.00
<b>TOTAL ESTIMATED REVENUE &amp; OTHER SOURCES</b>		15,148,792.01	2,189,336.00	17,338,128.01
<b>FUND BALANCE AT BEGINNING OF YEAR:</b>				
Nonspendable-Inventory	2711	0.00	0.00	0.00
Restricted for Grants and Programs	2729	0.00	0.00	0.00
Assigned for Other Programs	2749	0.00	0.00	0.00
Unassigned	2750	0.00	0.00	0.00
Total Beginning Fund Balance		0.00	0.00	0.00
<b>TOTAL EST REVENUE AND BEGINNING FD BAL</b>		15,148,792.01	2,189,336.00	17,338,128.01

**THE SCHOOL DISTRICT OF OSCEOLA COUNTY, FL**

**SPECIAL REVENUE FUNDS (CARES ACT) - SUMMARY OF APPROPRIATIONS AND FUND BALANCE BY FUND - 2020-21**

Use	ACCT. NO.	441 ESSER SPECIAL REVENUE	442 CARES ACT SPECIAL REVENUE	Total
Instruction	5000	14,442,337.30	2,006,472.00	16,448,809.30
Pupil Personnel Services	6100	0.00	0.00	0.00
Instructional Media	6200	0.00	0.00	0.00
Instruction and Curriculum Development	6300	83,839.36	0.00	83,839.36
Instructional Staff Training	6400	0.00	0.00	0.00
Instruction Related Technology	6500	0.00	0.00	0.00
General Administration	7200	622,615.35	0.00	622,615.35
School Administration	7300	0.00	0.00	0.00
Facilities Acquisition and Construction	7400	0.00	0.00	0.00
Fiscal Services	7500	0.00	0.00	0.00
Food Service	7600	0.00	0.00	0.00
Central Services	7700	0.00	0.00	0.00
Pupil Transportation	7800	0.00	182,864.00	182,864.00
Operation of Plant	7900	0.00	0.00	0.00
Maintenance of Plant	8100	0.00	0.00	0.00
Administrative Technology Services	8200	0.00	0.00	0.00
Community Services	9100	0.00	0.00	0.00
Debt Service	9200	0.00	0.00	0.00
Transfers Out	9700	0.00	0.00	0.00
<b>TOTAL APPROPRIATIONS AND OTHER USES</b>		<b>15,148,792.01</b>	<b>2,189,336.00</b>	<b>17,338,128.01</b>
<b>ESTIMATED REVENUES LESS APPROPRIATIONS</b>		<b>0.00</b>	<b>0.00</b>	<b>0.00</b>
<b>FUND BALANCE AT END OF YEAR:</b>				
Nonspendable-Inventory	2711	0.00	0.00	0.00
Restricted for Grants and Programs	2729	0.00	0.00	0.00
Assigned for Other Programs	2749	0.00	0.00	0.00
Unassigned	2750	0.00	0.00	0.00
Total Ending Fund Balance		0.00	0.00	0.00
<b>TOTAL APPROPRIATIONS AND ENDING FD BAL</b>		<b>15,148,792.01</b>	<b>2,189,336.00</b>	<b>17,338,128.01</b>

**THE SCHOOL DISTRICT OF OSCEOLA COUNTY, FL**

**CARES Act - Education Stabilization Fund 2020-21**

	<b>2020-21</b>
<b>Description</b>	<b>New Funding</b>

**ESTIMATED FUNDING:**

Education Stabilization Fund 15,148,792.01

<b>TOTAL ESTIMATED FUNDING</b>	<b>15,148,792.01</b>
--------------------------------	----------------------

**Charter and Private School Allocations** 4,365,648.80

**District School Allocations**

Digital devices for K & 3 <sup>rd</sup> grade	2,800,000.00
Pre-Planning Day for 9 & 10 month employees	1,571,546.00
Indirect Cost	622,615.35
COLLEGE BOARD LI	559,000.00
NWEA	387,920.00
Valencia Math Teachers	360,000.00
ACHIEVE 3000 M/H	358,015.00
AVID K-12	350,000.00
SCHOOL CITY	248,279.00
Edgenuity Labs	236,700.00
4.5 VPK Paraprofessionals	135,617.00
ELLEVATION	130,000.00
CORE CONNECTIONS	127,400.00
TEENGAGEMENT	45,000.00
PBIS K-12	33,300.00
Other Initiatives	2,817,750.86
<b>Total District School Allocations</b>	<b>10,783,143.21</b>

<b>TOTAL APPROPRIATIONS</b>	<b>15,148,792.01</b>
-----------------------------	----------------------

**THE SCHOOL DISTRICT OF OSCEOLA COUNTY, FL**

**CARES Act - GEER Summer Recovery 2020-21**

		<b>2020-21</b>
<b>Description</b>		<b>New Funding</b>
<b>ESTIMATED FUNDING:</b>		
Governor's Emergency Education Relief Fund (GEER)		1,398,572.00
<b>TOTAL ESTIMATED FUNDING</b>		<b>1,398,572.00</b>
<b>Charter and Private School Allocations</b>		
Charter Schools Participation		60,200.00
Private Schools Participation		86,128.00
<b>Total Charter and Private School Allocations</b>		<b>146,328.00</b>
<b>District School Allocations</b>		
Salaries - OPS Contracts/Stipends - Elem. Summer Bridge		593,420.00
Open Court Kits		418,037.00
Transportation		182,864.00
Instructional Materials		57,923.00
<b>Total District School Allocations</b>		<b>1,252,244.00</b>
<b>TOTAL APPROPRIATIONS</b>		<b>1,398,572.00</b>

# Internal Service Fund

## **FUND 700**

### **INTERNAL SERVICE FUND BUDGET**

This fund records the premium revenue and expenditures associated with the District's self-insured group health and life insurance program and casualty insurance programs.

The premium revenue in the Health & Life Insurance Trust Fund is from Board contributions for employee coverage, deductions for dependent coverage, and contributions by retirees for post-employment coverage. The expenditures of this fund are for claims payments, insurance premiums, and professional/technical services.

The District maintains a stand-alone insurance program for workers compensation and property casualty. The District is also self-insured for auto and general liability risk. All of these are accounted for in a separate casualty internal service fund.



**THE SCHOOL DISTRICT OF OSCEOLA COUNTY, FL**  
**INTERNAL SERVICE FUNDS COMBINED - ESTIMATED REVENUES**

Source	ACCT. NO.	2020-21 Tentative	2019-20 Budget*	Difference
<b>LOCAL:</b>				
Interest	431	-	40,000.00	(40,000.00)
Premiums	484	64,686,609.00	65,095,771.00	(409,162.00)
Total Local		<u>64,686,609.00</u>	<u>65,135,771.00</u>	<u>(409,162.00)</u>
<b>OTHER SOURCES:</b>				
Transfers In		-	-	-
Total Other Sources		<u>-</u>	<u>-</u>	<u>-</u>
<b>TOTAL ESTIMATED REVENUE &amp; OTHER SOURCES</b>		<u>64,686,609.00</u>	<u>65,135,771.00</u>	<u>(409,162.00)</u>
<b>NET ASSETS AT BEGINNING OF YEAR:</b>				
Restricted Net Assets		13,460,905.26	14,921,659.67	(1,460,754.41)
Total Beginning Net Assets		<u>13,460,905.26</u>	<u>14,921,659.67</u>	<u>(1,460,754.41)</u>
<b>TOTAL EST REVENUE AND BEGINNING NET ASSETS</b>		<u>78,147,514.26</u>	<u>80,057,430.67</u>	<u>(1,869,916.41)</u>

\* Pending final budget amendments

**THE SCHOOL DISTRICT OF OSCEOLA COUNTY, FL**  
**INTERNAL SERVICE FUNDS COMBINED - SUMMARY OF APPROPRIATIONS AND NET ASSETS**

Use	ACCT. NO.	2020-21 Tentative	2019-20 Budget*	Difference
<b>GROUP INSURANCE APPROPRIATIONS:</b>	7770			
Professional & Technical Services	3100	7,120,125.00	5,671,994.00	1,448,131.00
Insurance & Bond Premiums	3200	3,336,684.00	3,077,055.00	259,629.00
Supplies	5100	500,000.00	500,000.00	-
Furniture, Fixtures, & Equipment	6400	100,000.00	100,000.00	-
Claims Expense	7700	50,554,000.00	55,855,186.00	(5,301,186.00)
Depreciation Expense	7800	110,000.00	110,000.00	-
Total Group Insurance Appropriations		61,720,809.00	65,314,235.00	(3,593,426.00)
<b>OTHER USES:</b>				
Transfers Out		-	-	-
Total Other Financing Uses		-	-	-
<b>TOTAL APPROPRIATIONS AND OTHER USES</b>		61,720,809.00	65,314,235.00	(3,593,426.00)
<b>ESTIMATED REVENUES LESS APPROPRIATIONS</b>		2,965,800.00	(178,464.00)	3,144,264.00
<b>NET ASSETS AT END OF YEAR:</b>				
Restricted Net Assets		16,426,705.26	14,743,195.67	1,683,509.59
Total Ending Net Assets		16,426,705.26	14,743,195.67	1,683,509.59
<b>TOTAL APPROPRIATIONS AND ENDING NET ASSETS</b>		78,147,514.26	80,057,430.67	(1,909,916.41)

\* Pending final budget amendments

**THE SCHOOL DISTRICT OF OSCEOLA COUNTY, FL**  
**HEALTH AND LIFE INSURANCE TRUST FUND - ESTIMATED REVENUES**

Source	ACCT. NO.	2020-21 Tentative	2019-20 Budget*	Difference
<b>LOCAL:</b>				
Interest	431	-	15,000.00	(15,000.00)
Premiums	484			
Employer	001	49,829,800.00	49,829,800.00	-
Employee	070	8,250,000.00	8,750,000.00	(500,000.00)
Retiree/LOA	071	1,500,000.00	1,500,000.00	-
COBRA	072	75,000.00	100,000.00	(25,000.00)
Total Local		<u>59,654,800.00</u>	<u>60,194,800.00</u>	<u>(540,000.00)</u>
<b>OTHER SOURCES:</b>				
Transfers In		-	-	-
Total Other Sources		<u>-</u>	<u>-</u>	<u>-</u>
<b>TOTAL ESTIMATED REVENUE &amp; OTHER SOURCES</b>		<u>59,654,800.00</u>	<u>60,194,800.00</u>	<u>(540,000.00)</u>
<b>NET ASSETS AT BEGINNING OF YEAR:</b>				
Restricted Net Assets		9,581,992.17	10,356,981.64	(774,989.47)
Total Beginning Net Assets		<u>9,581,992.17</u>	<u>10,356,981.64</u>	<u>(774,989.47)</u>
<b>TOTAL EST REVENUE AND BEGINNING NET ASSETS</b>		<u>69,236,792.17</u>	<u>70,551,781.64</u>	<u>(1,314,989.47)</u>

\* Pending final budget amendments

**THE SCHOOL DISTRICT OF OSCEOLA COUNTY, FL**  
**HEALTH AND LIFE INSURANCE TRUST FUND - SUMMARY OF APPROPRIATIONS AND NET ASSETS**

Use	ACCT. NO.	2020-21 Tentative	2019-20 Budget*	Difference
<b>HEALTH &amp; LIFE INS APPROPRIATIONS:</b>				
	7770			
Professional & Technical Services	3100	6,650,000.00	5,254,490.00	1,395,510.00
Insurance & Bond Premiums	3200	675,000.00	694,774.00	(19,774.00)
Supplies	5100	500,000.00	500,000.00	-
Furniture, Fixtures, & Equipment	6400	100,000.00	100,000.00	-
Claims Expense	7700	48,654,000.00	53,739,000.00	(5,085,000.00)
Depreciation Expense	7800	110,000.00	110,000.00	-
Total Health & Life Ins Appropriations		56,689,000.00	60,398,264.00	(3,709,264.00)
<b>OTHER USES:</b>				
Transfers Out		-	-	-
Total Other Financing Uses		-	-	-
<b>TOTAL APPROPRIATIONS AND OTHER USES</b>		56,689,000.00	60,398,264.00	(3,709,264.00)
<b>ESTIMATED REVENUES LESS APPROPRIATIONS</b>		2,965,800.00	(203,464.00)	3,169,264.00
<b>NET ASSETS AT END OF YEAR:</b>				
Restricted Net Assets		12,547,792.17	10,153,517.64	2,394,274.53
Total Ending Net Assets		12,547,792.17	10,153,517.64	2,394,274.53
<b>TOTAL APPROPRIATIONS AND ENDING NET ASSETS</b>		69,236,792.17	70,551,781.64	(1,314,989.47)

\* Pending final budget amendments

**THE SCHOOL DISTRICT OF OSCEOLA COUNTY, FL**  
**CASUALTY INSURANCE LOSS FUND - ESTIMATED REVENUES**

Source	ACCT. NO.	2020-21 Tentative	2019-20 Budget*	Difference
<b>LOCAL:</b>				
Interest	431	-	25,000.00	(25,000.00)
Premiums	484			
- Property & Casualty		2,948,380.00	2,715,971.00	232,409.00
- Workers Compensation		2,083,429.00	2,200,000.00	(116,571.00)
Total Local		5,031,809.00	4,940,971.00	90,838.00
<b>OTHER SOURCES:</b>				
Transfers In		-	-	-
Total Other Sources		-	-	-
<b>TOTAL ESTIMATED REVENUE &amp; OTHER SOURCES</b>		5,031,809.00	4,940,971.00	90,838.00
<b>NET ASSETS AT BEGINNING OF YEAR:</b>				
Restricted Net Assets		3,878,913.09	4,564,678.03	(685,764.94)
Total Beginning Net Assets		3,878,913.09	4,564,678.03	(685,764.94)
<b>TOTAL EST REVENUE AND BEGINNING NET ASSETS</b>		8,910,722.09	9,505,649.03	(594,926.94)

\* Pending final budget amendments

**THE SCHOOL DISTRICT OF OSCEOLA COUNTY, FL**  
**CASUALTY INSURANCE LOSS FUND - SUMMARY OF APPROPRIATIONS AND NET ASSETS**

Use	ACCT. NO.	2020-21 Tentative	2019-20 Budget*	Difference
<b>CASUALTY INSURANCE APPROPRIATIONS:</b>				
	7770			
Professional & Technical Services	3100	470,125.00	417,504.00	52,621.00
Insurance & Bond Premiums	3200	2,661,684.00	2,382,281.00	279,403.00
Claims Expense	7700	1,900,000.00	2,116,186.00	(216,186.00)
Total Casualty Insurance Appropriations		5,031,809.00	4,915,971.00	115,838.00
<b>OTHER USES:</b>				
Transfers Out		-	-	-
Total Other Financing Uses		-	-	-
<b>TOTAL APPROPRIATIONS AND OTHER USES</b>		5,031,809.00	4,915,971.00	115,838.00
<b>ESTIMATED REVENUES LESS APPROPRIATIONS</b>		-	25,000.00	(25,000.00)
<b>NET ASSETS AT END OF YEAR:</b>				
Restricted Net Assets		3,878,913.09	4,589,678.03	(710,764.94)
Total Ending Net Assets		3,878,913.09	4,589,678.03	(710,764.94)
<b>TOTAL APPROPRIATIONS AND ENDING NET ASSETS</b>		8,910,722.09	9,505,649.03	(594,926.94)

\* Pending final budget amendments