

# THE SCHOOL DISTRICT OF OSCEOLA COUNTY, FLORIDA

817 Bill Beck Boulevard • Kissimmee • Florida 34744-4492  
Phone: 407-870-4600 • Fax: 407-870-4010 • [www.osceolaschools.net](http://www.osceolaschools.net)

## SCHOOL BOARD MEMBERS

District 1 – Teresa “Terry” Castillo – Chair  
407-577-5022  
District 2 – Julius Melendez  
321-442-2862  
District 3 – Jon Arguello  
407-433-9082  
District 4 – Heather Kahoun  
689-241-7822  
District 5 – Erika Booth – Vice Chair  
321-442-1341



Superintendent of Schools  
Dr. Debra P. Pace

## Agenda

### **Business Advisory Board Meeting**

Bill Collins Conference Room  
817 Bill Beck Blvd  
Kissimmee, FL 34744

**Wednesday, May 24, 2023**  
**7:30 A.M.**

1. Approve Minutes of April 26, 2023
2. Review Impact Fee & Sales Tax Report
3. Budget Update
4. Facilities Update
5. Next regular meeting: TBD

**BUSINESS ADVISORY BOARD MINUTES**  
**APRIL 26, 2023**

**Members Present:** Mel Welch, Robert Bass, Richard Brown, Olga Sanchez Fuentes, Greg Filak, and Clyde Wells  
**Others/Guests:** Debra Pace, Sarah Graber, Heather Kahoun, Rhonda Blake, Dave Sharma, Angela Barner, Laura Walker, and Luz Skerrett

**Location:** Bill Collins Conference Room

Mr. Welch called the meeting to order.

- **Minutes**

The minutes from the March 22, 2023, meeting were approved with all ayes.

- **Impact Fee and Sales Tax Reports**

Staff reviewed the Impact Fee & Sales Tax Reports for the year ending February 28, 2023.

- **Superintendent**

Dr. Pace provided a brief update on the Facilities Workshop, which was held on Tuesday, April 25, 2023. She discussed the expansion of the House Bill 1 Family Empowerment Voucher Program. She stated the biggest impact will not be felt in the 2023-24 school year but in subsequent years.

She provided an update on the Superintendent Search process led by the Florida School Boards Association. She stated the Citizens Advisory Committee has recommended 12 of the 32 applicants to move forward as semi-finalists and the school board will officially select the semi-finalists on May 16, 2023. Staff mentioned a “Meet the Finalists” event is scheduled on June 5, 2023, at Valencia College.

The Superintendent mentioned that the school year is winding down nicely with exciting Decision Day news for many students in the district.

- **Budget**

Ms. Sarah Graber provided an update on the State Budget Funding. She summarized the change to the Base Student Allocation due to the State collapsing several of the “categorical” funds that support specific expenses, such as instructional materials, into the base funding. Ms. Graber emphasized the impact of House Bill 1 and the expansion of the Family Empowerment Voucher Program.

The next school board budget workshop is scheduled for June 27, 2023.

- **Facilities Update & Planning Department**

Mr. Sharma presented a Facilities Update on Projects in Planning, Projects in Design, and Projects in Construction.

There was discussion on funding for the Kindred K8 School “AA” and the increasing costs for construction.

BUSINESS ADVISORY BOARD MINUTES  
APRIL 26, 2023

Several pictures were presented on the progress of the following projects:

- Admin 2000 Roof Replacement
- Elementary “A” Island Village
- GWHS Comprehensive Renovation
- Harmony High School Ag Building
- K8 – “BB” Knightsbridge
- K8 School “CC” Sunbridge
- NEOC Phase 2 New Construction
- SCHS Classroom Building Addition
- HS “AAA” New Construction

Staff provided a brief overview on the Summer Projects 2023 to be completed.

BAB members have expressed concerns about recruiting and hiring new staff for additional schools in the future.

**BAB Meeting Dates**

The Business Advisory Board has agreed to meet the 4th Wednesday of every month. The next meeting will be held on Wednesday, May 24, 2023, @ 7:30 a.m. in the Bill Collins Conference Room.

**SDOC Business Advisory Board  
Impact Fee Revenue  
For the period ending 3/31/2023**

MONTH	Fiscal Year									
	2018 - 2019		2019 - 2020		2020 - 2021		2021 - 2022		2022 - 2023	
	Revenue	Units*	Revenue	Units*	Revenue	Units*	Revenue	Units*	Revenue	Units*
July	\$ 2,385,492	267	\$ 10,863,004	1,123	\$ 6,324,659	675	\$ 7,867,108	1,084	\$ 5,415,807	528
August	4,726,773	488	5,697,497	628	6,155,126	586	14,050,633	1,461	9,012,245	854
September	7,804,166		7,885,645	797	5,030,351	541	7,078,583	638	4,335,991	413
October	7,679,304	713	6,923,523	731	7,071,236	887	14,931,045	1,357	5,300,219	546
November	9,018,833	952	5,858,840	584	4,633,389	492	5,234,658	498	4,647,570	453
December	6,132,620	610	5,076,853	560	5,074,262	563	5,604,214	522	6,772,930	602
January	4,893,678	483	4,668,053	547	3,681,511	398	7,663,602	749	5,414,026	502
February	6,609,701	685	4,722,382	458	5,068,058	548	5,186,827	625	9,659,271	971
March	6,213,597	610	7,787,661	837	9,076,345	858	14,706,633	1,385	13,368,299	1,228
April	6,268,996	635	7,099,622	633	9,651,165	1,152	13,532,094	1,491		
May	6,613,496	706	3,627,116	378	11,320,247	1,065	9,256,530	636		
June**	6,062,604	621	4,177,704	481	10,042,573	958	5,840,977	544		
<b>TOTAL</b>	<b>\$ 74,409,260</b>	<b>6,770</b>	<b>\$ 74,387,899</b>	<b>7,757</b>	<b>\$ 83,128,923</b>	<b>8,723</b>	<b>\$ 110,952,905</b>	<b>10,990</b>	<b>\$ 63,926,359</b>	<b>6,097</b>

\*Number of Units as computed based on reports received by the City of Kissimmee, City of St. Cloud, and Osceola County

\*\*Accrual

Number of Units Detail				
Type of dwelling	Total Units	Osceola County	City of Kissimmee	City of St Cloud
Single Family	328	240	10	78
Single Family-S/T rental	5	5	0	0
Single Family-Credits	0	0	0	0
Townhomes	176	116	0	60
Townhomes-S/T rental	0	0	0	0
Condominiums	81	81	0	0
Multifamily	637	637	0	0
Mobile Homes	1	1	0	0
<b>Total</b>	<b>1,228</b>	<b>1,080</b>	<b>10</b>	<b>138</b>

Budget	
Forecasted Revenue	\$ 80,000,000

Fund Balance	
Actual Fund Balance	\$ 307,828,439
Budgeted Fund Balance	\$ 116,521,729



**SDOC Business Advisory Board  
Impact Fee Expenditures  
For the period ending 3/31/2023**

PROJECT NAME	Fiscal Year				
	2018 - 2019	2019 - 2020	2020 - 2021	2021 - 2022	2022 - 2023
Buses	1,850,948	822,176	113,116		2,001,708
Canoe Creek K-8		1,167,050	14,598,151	4,617,185	15,839
Celebration Island Village	709,005	40,856	23,725	1,811,046	16,995,739
Harmony Middle School - "Middle School AA"	26,882,586	2,607,661	52,692		
Harmony High School Space Reconfiguration				504,181	965,100
Kindred K-8	2,125				85,427
Knightsbridge "BB"				9,419,755	1,722,676
Land-Nova Road a/k/a Newman property			8,150,000		
Land-Old Hickory Road					106,084
Narcoossee Middle School Space Reconfiguration					125,531
NeoCity Academy	13,936,386	2,578,168			702,367
Nova Road "AAA"					5,826
Poinciana High School Wing Addition		6,023,094	1,656,129	2,100	
Roan Bridge "DD"					389,068
St Cloud High School Wing Addition				365	397,430
Sunbridge K8 "CC"				1,364,646	737,195
Tohopekaliga High School	8,587,940	113,141	9,350		
<b>TOTAL</b>	<b>\$ 51,968,990</b>	<b>\$ 13,352,146</b>	<b>\$ 24,603,163</b>	<b>\$ 17,719,278</b>	<b>\$ 24,249,989</b>

**SDOC Business Advisory Board  
School Capital Outlay Surtax Revenue (1/2 Cent)  
For the period ending 3/31/2023**

MONTH	Fiscal Year				
	2018 - 2019	2019 - 2020	2020 - 2021	2021 - 2022	2022 - 2023
July	\$ 3,247,344	\$ 3,306,679	\$ 2,707,399	\$ 4,233,071	\$ 3,224,214
August	2,362,698	2,454,871	1,882,705	3,005,749	3,278,521
September	2,107,519	2,186,347	1,675,718	2,424,595	2,877,151
October	2,906,958	2,945,535	2,964,929	3,958,839	4,801,845
November	2,183,394	2,346,396	1,911,260	2,621,067	3,079,526
December	2,252,301	2,355,790	1,940,911	2,787,349	3,011,186
January	3,545,302	3,683,419	3,485,166	5,332,327	5,974,052
February	2,281,362	2,446,420	1,999,027	2,641,496	3,135,122
March	2,321,866	2,474,997	2,045,878	2,917,219	3,238,785
April	3,750,979	2,812,989	4,174,227	5,835,995	
May	2,496,898	1,116,246	2,805,030	3,344,635	
June*	2,420,032	1,461,649	2,731,593	5,106,584	
<b>TOTAL</b>	<b>\$ 31,876,654</b>	<b>\$ 29,591,338</b>	<b>\$ 30,323,843</b>	<b>\$ 44,208,926</b>	<b>\$ 32,620,403</b>

Budget	
Final Budget: Forecasted Revenue	\$ 35,000,000

Fund Balance	
Actual Fund Balance	\$ 124,892,548
Budgeted Fund Balance	\$ 36,554,550

\*Accrual

**SDOC Business Advisory Board  
School Capital Outlay Surtax Expenditures (1/2 Cent)  
For the period ending 3/31/2023**

Type of Expenditure	Fiscal Year				
	2018-2019	2019-2020	2020-2021	2021-2022	2022-2023
<b>Debt Service</b>	\$ 7,037,194	\$ 7,035,848	\$ 7,779,523	\$ 15,090,580	\$ 15,134,869
<b>Comprehensive Renovations</b>					
Denn John Middle School	22,605,913	11,114,867	2,745,381	20,900	7,500
Gateway High School	71,765	388	756,836	3,799,685	25,262,047
Michigan Avenue Elementary School	19,720,411	1,735,726	1,152,483	-	17,520
Reedy Creek Elementary School			16,233	10,548	16,235
St. Cloud Middle School	2,417,580	23,942,794	8,923,615	-	10,000
<b>Subtotal Comprehensive Renovations</b>	\$ 44,815,669	\$ 36,793,775	\$ 13,594,548	\$ 3,831,132	\$ 25,313,302
<b>Other maintenance &amp; renovation projects</b>					
<b>Carpet Replacements/Flooring</b>					
Adult Learning Center	\$ -	\$ -	\$ 36,153	\$ -	\$ -
Boggy Creek Elementary School		11,125.00			
Celebration K-8 School			127,599.00	167,707.00	
Chestnut Elementary School			188,853.00	110,489.00	
Cypress Elementary School			36,132		
Deerwood Elementary School		455,336			
Discovery Intermediate School	93,668	54,027			
East Lake Elementary School		42,221			
Harmony Community School			220,152	66,664	
Highlands Elementary					55,879
Kissimmee Middle School			71,809		
KOA Elementary		139,245	121,443		
Lakeview Elementary School				201,235	106,148
Mill Creek Elementary			155,704	158,838	
Narcoossee Elementary School			237,993	27,668	
Neptune Elementary School			16,107		
Parkway Middle School	149,780	139,035			
Poinciana Academy of Fine Arts	33,125				
Poinciana High School			104,574		
Ross E. Jeffries Campus	53,648				
St Cloud Elementary		142	291,195		
Sunrise Elementary School		265,345	43,314		
Westside K-8		1,493			
Zenith	20,758		31,075		
<b>Chiller Replacements/BAS:</b>					
Boggy Creek Elementary School			138,423		
Celebration High School		1,068,923	232,029		
Central Elementary School		19,249	547,169		
Cypress Elementary School		214,067	391		
Discovery Intermediate School		223,357			
Flora Ridge Elementary School		235,421	290,548		
Horizon Middle School		205,514			
Kissimmee Elementary School	188,032	251,506			
Kissimmee Middle School	66,254				
Liberty High School	84,497	187,192			
Narcoossee Middle School			264,718	6,186	
oTECH				768	402,220
Partin Settlement Elementary School			492,135		
Poinciana Academy of Fine Arts	302,758	254,165			

**SDOC Business Advisory Board**  
**School Capital Outlay Surtax Expenditures (1/2 Cent)**  
**For the period ending 3/31/2023**

Type of Expenditure	Fiscal Year				
	2018-2019	2019-2020	2020-2021	2021-2022	2022-2023
Poinciana High School	4,695	2,644,442	206,953	900	
St. Cloud High School			355,666		
Sunrise Elementary School					27,030
<b>Fencing/Gates:</b>					
Adult Learning Center			6,285		
Boggy Creek Elementary School	2,221				
Canoe Creek K8				1,382	
Celebration High School	833				
Celebration K-8 School	27,030				
Central Elementary School	8,952	557		7,431	5,953
Cypress Elementary School		5,354			
Deerwood Elementary School		25,314			
Discovery Intermediate School			12,271		
East Lake Elementary School		41,773			
Flora Ridge Elementary School		29,083		15,922	
Gateway High School	12,815				
Harmony Community School	33,086				
Harmony High School	12,083	23,152			
Hickory Tree Elementary School	24,664				
Highlands Elementary	57,099	16,449	7,735		
Horizon Middle School	16,820				
Kissimmee Elementary School			24,628		
Kissimmee Middle School			6,911		
KOA Elementary				2,269	2,682
Lakeview Elementary School	53	42,148	12,883		
Liberty High School	16,194		16,333	5,996	
Michigan Avenue Elementary School			2,185		
Mill Creek Elementary		23,026	8,350	1,966	
Narcoossee Middle School	2,160				22,683
Neptune Elementary School			10,504	4,103	
Osceola High School					79,972
Parkway Middle School			4,785		
PATHS		45,404			
Pleasant Hill Elementary School		2,251			
Poinciana Elementary School		27,326	16,746		
Poinciana High School	15,558				
Reedy Creek Elementary School	25,703	4,003	1,947		
Ross E. Jeffries Campus	42,173	375			
St. Cloud High School	107				
St. Cloud Middle School			1,101		
Tohopekaliga High School		16,544			
Westside K-8	36,355	913	4,806		
Zenith	4,787				32,927
<b>HVAC Repairs/Replacements:</b>					
Admin			68	5,398	
Celebration High School	56,322				
Celebration K-8 School	162,939	4,924			
Cypress Elementary School		7,894			
Deerwood Elementary School		7,758		77,785	
Harmony High School	3,162	4,478			
Hickory Tree Elementary School					131,262

**SDOC Business Advisory Board  
School Capital Outlay Surtax Expenditures (1/2 Cent)  
For the period ending 3/31/2023**

Type of Expenditure	Fiscal Year				
	2018-2019	2019-2020	2020-2021	2021-2022	2022-2023
Horizon Middle School		152,730	1,891,622	867,237	32,320
Kissimmee Elementary School	20,586				
Kissimmee Middle School	66,487	152,541	1,906,674	868,821	31,945
Lakeview Elementary School				200,947	70,345
Liberty High School	117,555	35,347	3,006		
Narcoossee Middle School	100,827				
Neptune Middle School	3,002		11,798	38,998	
Osceola High School					3,520
oTECH	60,133		35,865	120,219	1,945
Partin Settlement Elementary School				144,467	9,930
Pleasant Hill Elementary School				47,264	
Ross E. Jeffries Campus	1,371	23,822			
Ventura Elementary School			38,971		
<b>Painting /other projects (lighting, fans, windows, stage)</b>					
ALCO	7,616	10,915			
Celebration High School	18,685	184,120		40,205	
Celebration K-8 School	21,296	47,509	38,093	64,347	
Central Elementary School			24,483	2,018	
Chestnut Elementary School				58,448	
Cypress Elementary School		41,882	89,846	27,147	
Deerwood Elementary School	52,714	47,301	12,471	18,783	
Discovery Intermediate School	114,620			365,165	187,306
East Lake Elementary School		40,144	9		
Flora Ridge Elementary School					77,059
Gateway High School	757				
Harmony Community School				72,400	
Harmony High School	17,710			13,168	
Hickory Tree Elementary School	21,668				
Highlands Elementary				58,000	
Horizon Middle School	18,138	41,517	15,693	43	
Kissimmee Elementary School		72,387		4,758	706
Kissimmee Middle School	217,910		64,550	6,807	10,009
KOA Elementary		35,446	31,806		
Lakeview Elementary School				638	86,436
Liberty High School	18,685			30,021	
Mill Creek Elementary		43,198	53,907		
Narcoossee Elementary School				59,150	
Narcoossee Middle School	21,828	64,586			
New Beginnings				52,000	
Osceola High School	18,685		9,000		
Osceola County School for the Arts	89,688				
oTECH		19,898			10,348
Parkway Middle School		44,462			
Pleasant Hill Elementary School			7,951		
Poinciana High School	13,333	247,884	1,487,487	26,230	289
Reedy Creek Elementary School	32,012				
St. Cloud Elementary School		67,113		3,661	
St. Cloud High School			162,424	22,650	
Sunrise Elementary School		225	61,352		
Ventura Elementary School		60,702			16
Westside K-8	86,808				
<b>Parking Lot/ Bus Loop/ Concrete /Drainage/ Field-Track</b>					
ALCO			6,470		
Celebration High School			7,899		
Central Elementary School		8,429	6,707		
Countywide		7,929			

**SDOC Business Advisory Board  
School Capital Outlay Surtax Expenditures (1/2 Cent)  
For the period ending 3/31/2023**

Type of Expenditure	Fiscal Year				
	2018-2019	2019-2020	2020-2021	2021-2022	2022-2023
Deerwood Elementary School		19,712			
Harmony Community School		4,790			
Hickory Tree Elementary School		4,325			
Horizon Middle School		5,540			
Lakeview Elementary School		7,180	105,680		
Liberty High School		14,871	387,554		181,015
Narcoossee Elementary School		7,035	8,575		
Narcoossee Middle School		433	10,919		
Neptune Elementary School			7,357		
Osceola High School		15,615			
oTECH		1,850	10,579		
Parkway Middle School			7,914		
Poinciana Elementary	19,655				
Reedy Creek Elementary School			7,055		
Thacker Avenue Elementary	6,648				12,021
Westside K-8		9,603			
<b>Renovations/Playgrounds/Other</b>					
Central Elementary School			47,425		
Deerwood Elementary School			59,000	40,704	
Horizon Middle School		8,023	7,380	123,520	
Lakeview Elementary School				3,970	
Mill Creek Elementary					136,105
Poinciana Elementary					136,323
Poinciana High School			72,754		
Reedy Creek Elementary School			25,600		
St Cloud Elementary			23,373		
St. Cloud High School					
Thacker Avenue Elementary				70,660	
<b>Roofing/Gutters/Covered walkways:</b>					
Boggy Creek Elementary School			4,709		
Chestnut Elementary	107,400				
Countywide			21,575		
Cypress Elementary School			4,918		
Discovery Intermediate School		9,082	93,272		
Kissimmee Elementary School	500	3,300			
Narcoossee Middle School		11,420	108,896		
Neptune Middle School	191,628	131,449			
Partin Settlement Elementary School	117,000				
Poinciana Elementary School	13,075	243,010			
Ross E. Jeffries Campus				136,870	4,734
Sunrise Elementary School	109,800				
St Cloud Elementary		59,597			
<b>Safety &amp; Security Equipment &amp; software</b>	701,003	519,017	1,140,922	805,392	720,471
<b>Security Modifications and improvements</b>	28,153	89,099	1,135,416	296,169	5,954
<b>Technology Infrastructure and equipment</b>	1,522,770	1,263,694	911,184	690,167	3,583,152
<b>Subtotal Other</b>	\$ 5,518,077	\$ 10,619,263	\$ 14,517,814	\$ 6,243,753	\$ 6,168,701
<b>TOTAL</b>	\$ 57,370,940	\$ 54,448,887	\$ 35,891,885	\$ 25,165,465	\$ 46,616,872

**SDOC Business Advisory Board  
Infrastructure Sales Surtax Revenue (1/4 Cent)  
For the period ending 3/31/2023**

MONTH	Fiscal Year				
	2018 - 2019	2019 - 2020	2020 - 2021	2021 - 2022	2022 - 2023
July	\$ 1,626,416	\$ 1,653,542	\$ 1,353,919	\$ 2,120,111	\$ 1,612,100
August	1,187,951	1,229,646	940,105	1,503,529	1,639,932
September	1,051,985	1,094,544	838,579	1,212,424	1,438,628
October	1,460,827	1,473,660	1,482,953	1,979,577	2,401,219
November	1,094,073	1,173,745	954,858	1,311,662	1,539,828
December	1,128,780	1,179,052	971,622	1,395,830	1,505,547
January	1,774,559	1,842,450	1,742,835	2,667,069	2,987,051
February	1,141,399	1,224,039	1,000,240	1,321,925	1,567,638
March	1,164,505	1,237,741	1,023,877	1,458,896	1,620,889
April	1,876,971	1,406,608	2,085,479	2,921,910	
May	1,251,681	558,604	1,405,131	1,679,869	
June*	1,213,361	731,997	1,365,888	2,553,311	
<b>TOTAL</b>	<b>\$ 15,972,508</b>	<b>\$ 14,805,628</b>	<b>\$ 15,165,486</b>	<b>\$ 22,126,113</b>	<b>\$ 16,312,831</b>

Budget	
Final Budget: Forecasted Revenue	\$ 17,500,000

Fund Balance	
Actual Fund Balance	\$ 48,740,489
Budgeted Fund Balance	\$ 10,889,069

\*Accrual

**SDOC Business Advisory Board  
Infrastructure Sales Surtax Expenditures (1/4 Cent)  
For the period ending 3/31/2023**

Type of Expenditure	Fiscal Year				
	2018-2019	2019-2020	2020-2021	2021-2022	2022-2023
Debt Service	\$ 6,551,233	\$ 6,561,298	\$ 6,568,081	\$ 6,576,731	\$ 188,109
Other:					
Athletic Facilities	\$ 889	\$ 4,060	\$ -	\$ -	\$ -
Buildings - Transportation East				61,606	981,290
Buildings - Transportation West				354	334,673
Buses	219,747				4,500,000
Fuel Systems				269,981	
Traffic Solution - Neptune Elementary					4,785
Remodeling	859,574	2,463			
Renovations - Canoe Creek		5,464,569	6,922,315	3,575,898	81,138
SCHS Synthetic Turf Stadium					38,436
Student Computers	249,600	118,972			
Site improvements	12,324			123,530	
Technology	160,573	7,001			
White Fleet	551,097	879,502	83,748	305,146	350,645
Subtotal Other:	\$ 2,053,804	\$ 6,476,567	\$ 7,006,063	\$ 4,336,515	\$ 6,290,966
<b>TOTAL</b>	<b>\$ 8,605,037</b>	<b>\$ 13,037,865</b>	<b>\$ 13,574,144</b>	<b>\$ 10,913,246</b>	<b>\$ 6,479,075</b>



# Facilities Update



*Every Child, Every Chance, Every Day!*



# Agenda

1. Facilities Program Update
2. Map- Project Locations
3. Admin 2000 Roof Replacement
4. CK8S Refillable Water Fountain
5. Elementary “A” Island Village
6. GWHS Comprehensive Renovation
7. HS “AAA” New Construction
8. K-8 School “BB” Knightsbridge
9. K-8 School “CC” Sunbridge
10. NEOC Phase 2 New Construction
11. NPES Additional Car Queuing Line
12. WK8S Kitchen and Serving Line Renovation
13. Summer 2023

# Facilities Update

- Project Updates

• Projects in Pre-Planning	\$0
• Projects in Planning	\$122,990,378
• Projects in Design	\$381,020,014
• Projects in Construction	<u>\$442,892,700</u>
• <b>Current Program</b>	<b>\$946,903,092</b>

# Projects in Planning

<u>Project</u>	<u>Budget</u>	<u>Proposed Opening</u>
RCES Comprehensive Renovation	\$59,927,402	TBD
OCSA Comprehensive Renovation	\$57,424,640	TBD
OCSA Healthy Way and OCSA Bus Route	\$4,000,000	TBD
TKHS Athletic Fields	\$1,638,336	TBD
<b>TOTAL</b>	<b>\$ 122,990,378</b>	

# Projects In Design

<u>Project</u>	<u>Budget</u>	<u>Construction NTP</u>
HS "AAA" New Construction	\$184,048,359	03/20/2024
Kindred K8 School "AA"	\$74,664,024	11/15/2023
Roan Bridge K8 "DD"	\$73,495,989	11/01/2023
Transportation West	\$40,294,587	11/10/2023
KMES Kitchen and Serving Line	\$1,900,000	08/23/2023
<i>*Misc. Projects</i>	\$ 6,617,055	
<b>TOTAL</b>	<b>\$ 381,020,014</b>	

# Projects in Construction

<u>Project</u>	<u>Budget</u>	<u>Substantial Completion</u>
GWHS Comprehensive Renovation	\$103,444,555	07/26/2024
K8 School "BB" Knightsbridge	\$75,432,006	05/15/2024
K8 School "CC" Sunbridge	\$67,635,354	06/28/2024
Transportation East	\$44,435,947	10/31/2024
Elementary "A" Island Village	\$37,837,137	06/22/2023
NeoCity Academy Phase 2	\$37,348,885	07/05/2024
SCHS Classroom Bldg. Addition	\$14,177,924	03/25/2024
CYES HVAC Retrofit	\$6,893,373	05/30/2024
WK8S Kitchen & Serving Line Renovation	\$3,222,830	07/14/2023
PNHS Modify Drop-Off Area	\$2,924,918	09/27/2023
SCHS Synthetic Turf Stadium Field	\$2,397,304	11/22/2023
NCMS Space Reconfiguration	\$2,322,217	07/28/2023
NPES Additional Car Queuing	\$2,137,900	09/11/2023
ADMIN Complex Drive-in Freezers	\$2,109,446	08/25/2023
CAES Kitchen and Serving Line	\$1,900,000	08/01/2024
CK8S Site Improvements	\$1,836,416	08/07/2023
Secured Lobby (7 Locations)	\$1,499,909	06/16/2023
ADMIN 2000 Roof Replacement	\$1,261,132	07/11/2023
KMMS Network Cabling Replacement	\$1,170,718	09/05/2023
<i>*Misc. Projects</i>	\$ 32,904,729	
<b>TOTAL</b>	<b>\$ 442,892,700</b>	

# Map- Project Locations




## Capital Projects Location Map

Updated:  
10/13/2022



## Legend

-  Celebration Island K5 School "A"
-  Kindred K8 School "AA"
-  NeoCity HS
-  Nova Rd HS "AAA"
-  OCSA / Healthy Way
-  Roan Bridge K8 School "DD"
-  Sunbridge K8 School "CC"
-  Transportation East
-  Transportation West
-  St Cloud HS
-  Knightsbridge K8 School "BB"
-  Reedy Creek ES

**Disclaimer:** All data, information, and maps are provided "as is" without any warranty or representation of accuracy, timeliness, or completeness. The School District of Osceola County, Florida (the "School District") cannot accept any responsibility for errors, omissions, or positional accuracy. The School District specifically disclaims any warranty, either express or implied, including, without limitation, the implied warranties of merchantability and fitness for a particular purpose. The burden of determining accuracy, timeliness, merchantability, and fitness for a particular use rests solely on the requestor, and the requestor assumes all risk as to quality and performance. In no event will the School District or its staff be liable for any direct, indirect, incidental, special, consequential, or other damages, including, without limitation, loss of profit, arising out




# Admin 2000 - Roof Replacement





# Admin 2000 - Roof Replacement



# CK8S – Refillable Water Fountain





# Elementary A - New Construction



Island Village E.S.  
5.4.23





# Elementary A - New Construction



Island Village E.S.  
5.4.23





# Elementary A - New Construction



Island Village E.S.  
5.4.23





# Elementary A - New Construction




# Elementary A - New Construction







# Elementary A - New Construction






# Elementary A - New Construction



# Elementary A - New Construction





# Elementary A - New Construction



# Elementary A - New Construction






# Elementary A - New Construction



# Elementary A - New Construction





# Elementary A - New Construction



# Elementary A - New Construction





# Gateway HS – Comprehensive Renovation



Gateway High School



37  
05-04-23



# Gateway HS – Comprehensive Renovation



Gateway High School



38  
05-04-23



# Gateway HS – Comprehensive Renovation



Gateway High School



39  
04-19-23

# Gateway HS – Comprehensive Renovation





# Gateway HS – Comprehensive Renovation





# K8 – BB (Knightsbridge)



SDOC K-8 School "BB" Westside Relief - Knightsbridge K-8

5.4.23





# K8 – BB (Knightsbridge)



SDOC K-8 School "BB" Westside Relief - Knightsbridge K-8

5.4.23





# K8 – BB (Knightsbridge)



SDOC K-8 School "BB" Westside Relief - Knightsbridge K-8

5.4.23





# K8 – BB (Knightsbridge)



# K8 – BB (Knightsbridge)





# K8 – BB (Knightsbridge)



# K8 – BB (Knightsbridge)





# K8 – CC (Sunbridge)





# K8 – CC (Sunbridge)





# K8 – CC (Sunbridge)





# K8 - CC (Sunbridge)





# K8 - CC (Sunbridge)





# K8 - CC (Sunbridge)





# K8 - CC (Sunbridge)



# K8 - CC (Sunbridge)





# K8 - CC (Sunbridge)





# NEOC Phase 2 – New Construction





# NEOC Phase 2 – New Construction





# NEOC Phase 2 – New Construction



# NEOC Phase 2 – New Construction





# NPES – Additional Car Queuing Line





# WK8S – Kitchen and Serving Line





# SUMMER 2023 – Projects to be Completed

## Facilities Update

❖ Secure Lobby Projects	06/16/2023
❖ Island Village Elementary School	06/22/2023
❖ Neptune ES Car Drop-Off	06/26/2023
❖ Admin Cooler/Freezers	06/30/2023
❖ Hickory Tree ES Gutters & Concrete	07/31/2023
❖ Narcoossee MS Space Reconfiguration	07/31/2023
❖ Celebration HS Space Reconfiguration	08/01/2023
❖ Celebration K8 Track & Parking	08/07/2023
❖ West Side K8 Serving Line	08/14/2023
❖ Admin 2000 Roof Replacement	09/07/2023
❖ Gateway HS Phase 1	09/27/2023

*Every Child, Every Chance, Every Day!*



## **Comments and Discussion**